



Learning Project WEEK 3- Viewpoints


Reception



Thank you to all the families that have been in touch to let us know how you are getting on and to show us some of your fantastic learning from Joe Wicks to name writing to dog walks, barbecues, rainbows and key word treasure hunts, we have loved seeing what you have been up to!

Please do keep us informed of any updates from home and get in touch if you need log in details.

Email us at admin@canonburrows.co.uk or if you have an update to share on our twitter feed please email twitter@canonburrows.co.uk.



Weekly Maths Tasks (Aim to do 1 per day)	Weekly Reading Tasks (Aim to do 1 per day)
<ul style="list-style-type: none"> ● Watch a Numberblocks clip each day at: BBC or CBeebies. Use this guide here to give you ideas on what to do with your children whilst watching an episode. ● Working on Numbots - your child will have an individual login to access this. ● Play the Numberblocks pattern spotting game. ● Practise counting up to and back from 20 This can be done through playing hide and seek, singing number songs, chanting, board games etc. Ask your child to start counting from a number other than one. Or put the numbers on Easter Eggs and go on an Easter Egg hunt. ● Listen to a number song from the CBeebies website. After listening to them, watch again and sing along if you can. Talk about the maths you can see in the video clip. ● Look out of the window and count how many houses or buildings can be seen.. Can you identify the different shapes that you see. Can you paint a picture or make a model of what you can see talking to your adult about the shapes you can see and what you know about the shape. ● Make Easter Nests https://www.bbcgoodfood.com/recipes/shredded-wheat-nests Ask the children to lay out the correct number of cake cases and put the same number of eggs on each cake. Can they count on or count every time they have put more eggs on – how many eggs have they used altogether? 	<ul style="list-style-type: none"> ● Read a variety of books at home. Favourites can be repeated. Hearing the patterns of language in a story will support your child's language development. ● Reception age children: Children to read to parents daily. Visit Oxford Owl for free eBooks that link to your child's book band. You can create a free account at: https://www.oxfordowl.co.uk/for-home/ Complete the linked Play activities for each book. This will give your child lots of opportunity for daily reading practice. ● With your child, look in magazines, newspapers and books for the tricky words they are currently learning. They could use a highlighter to highlight in magazines and newspapers. ● Choose your favourite story and act it out for your family 

Weekly Phonics Tasks (Aim to do 1 per day)	Weekly Writing Tasks (Aim to do 1 per day)
<ul style="list-style-type: none"> • Sing Nursery Rhymes and songs together. Add in actions and change the words. Can children think of different rhyming words to add in? Repeat old favourites and learn new rhymes. You can find an A-Z of Nursery Rhymes here: https://allnurseryrhymes.com/ • Daily phonics - Practice the sounds your child is working on and blend words. This can be oral blending (e.g. spoken out loud c-a-t) or written if appropriate. Interactive games found on link below. https://www.phonicsplay.co.uk/ • Play I-spy with things you can see out of the window. You could alternate between the initial sound in the word e.g. <i>"I spy with my little eye something beginning with t"</i>. Or with oral blending e.g. <i>"I spy with my little eye a t-r-ee"</i> • Play a listening game- Gather a selection of objects that make sounds from around the house. Cover your child's eyes with a blindfold and make sounds with the objects collected. Can they figure out what the object is without looking at it? See if they can write the words using the sounds that they can hear in the words. 	<ul style="list-style-type: none"> • Practice name writing. Can they write their first name? Middle name? Surname? Please check that your child is holding their pencil correctly and starti • Practice forming the letters of the alphabet. Follow your school's script. • Ask your child to write out the tricky words they are working on at the moment on pieces of paper and turn them into a pairs game. • Ask your child to draw or write a shopping list to help plan for the weekly shop. Encourage them to ask all family members views on what they would like to eat that week. • Ask your child to help plan a movie night/ afternoon. Select two films from a streaming service or DVD's you have in the house. Ask them to draw a picture to represent each film or write out the title. Ask them to speak to each member of the house to find out their view on which film they would like to watch. Ask your child to write each person's name under their chosen film. Get them to make tickets for each family member and a poster to advertise the film. • Make an Easter Card for a family member. You could use finger prints or cut out different easter eggs or use handprints. Write a message inside. 


The project this week aims to provide opportunities for your child to learn more about different viewpoints. Learning may focus on physical viewpoints in terms of what you can see outside of the window at home, what others can see looking into your home and then progress onto personal viewpoints and of others.

- **What can you see out of your window?-**

- Ask your child to look out of a window in the house and draw what they can see. Look out of a different window (e.g. back or side of the house), draw what they can see. Look at the two pictures together and discuss what is the same in both pictures (e.g. the sky) and what is different.

- **Record how many cars/ people walk past your house-**

- Set a timer for 5 minutes on your phone or tablet. Draw out a simple grid (as below) and ask your child to put a tick in the right place every time a person or car goes past. When complete, can they count up the ticks and write the matching numeral? Were there more people or cars?

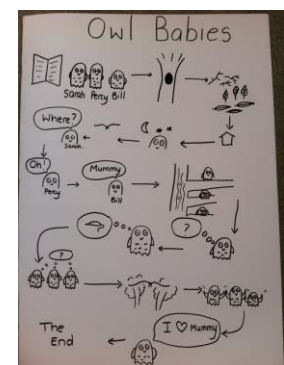


- **How do we differ from others?-**

- Ask your child to look in a mirror at their hair colour, eye colour, skin colour. Ask them to create a self-portrait using either felt-tips, crayons or paint. Look at some pictures in books and magazines. Does everyone look the same way as them? How do people look different?

- **Imagine another world outside the window-**

- Close the curtains and ask your child to imagine that the house is in a new imagined world. What do they imagine? Is it snowy? Are there dinosaurs/ monsters in the new world? Ask them to tell you a story about it... Your child could create a story map to show what happens in their imaginary world (see right).



- **Go on a sight hunt-**

- Support your child to make a viewfinder. Cut out a square of card from an old cereal box/ cardboard. Cut smaller square out of the centre. Take your viewfinder around the house and garden and explore what things can see. Alternatively, you could create a pair of binoculars as pictured.



a
you

- Your child could write a list of the things they see or draw/ paint a picture.
- If you have a tablet or phone that could be used by your child they could do the same activity but using photographs to record.



Additional learning resources parents may wish to engage with

Picture News – Each week, Picture News choose a news story, provide an image and a thought-provoking question to encourage children to engage with current affairs and think deeply. Please see the attached document on our year group home learning page titled 'Learning from Home Ideas' which will be uploaded each week. A good opportunity to think about and include our school Christian Values in responses to the learning ideas and questions.

www.vimeo.com/channels/picturenews

Tameside Music Service – Tameside Music Service have added some lovely songs and activities for the children to join in with. This will be updated with new resources regularly.

Go to <https://www.GMmusiconline.co.uk/yumu>

Enter your username and password in the boxes on the screen.

Your username is: p961580

Your password is: mezzo

Click on the Log In button.

All done! Click on the world to get started.

Classroom Secrets Learning Packs - These packs are split into different year groups and include activities linked to reading, writing, maths and practical ideas you can do around the home.

Twinkl - to access these resources click on the link and sign up using your own email address and creating your own password. Use the offer code UKTWINKLHELPS.