



## Learning Project WEEK 7- Celebrations


**Age Range:** Nursery

Hello again Nursery,

Can you believe it is May! We have missed the whole of April in school and I am missing you all so much!

It has been brilliant getting to see all of the wonderful things you have been up to whilst you have been at home! Please continue to send your photos into [admin@canonburrows.co.uk](mailto:admin@canonburrows.co.uk) or [twitter@canonburrows.co.uk](https://twitter.com/canonburrows.co.uk).

Did you celebrate Pyjamarama on Friday 1<sup>st</sup> May? I did... I had loads of fun joining in with some of activities from the Book Trust Event. Here is a picture of me and some of the early year's staff reading a story in our pyjamas.



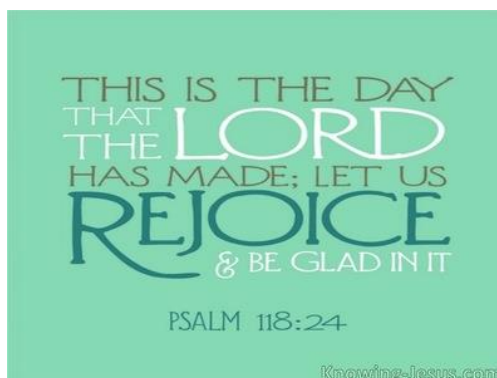
This week's home learning is all about celebrations. If you are celebrating VE Day on Friday 8<sup>th</sup> May

There are links below for Tameside Councils online activities : <https://www.tameside.gov.uk/VE75>  
They are also asking the Great British public to dance for Victory and have created an online dance tutorial that you can learn at home: <https://www.youtube.com/watch?v=M915-pxK59Q>.


I am looking forward to hearing about what family celebration you decide to partake within!

Stay safe everyone; I hope I can see you soon.

Miss Riley ☺



Weekly Maths Tasks (Aim to do 1 per day)	Weekly Reading Tasks (Aim to do 1 per day)
<ul style="list-style-type: none"> <li>● Watch a Numberblocks clip each day at: <a href="#">BBC</a> or <a href="#">CBeebies</a>. Use this guide <a href="#">here</a> to give ideas on what to do whilst watching an episode.</li> <li>● Working on <a href="#">Numbots</a> -Email school on <a href="mailto:admin@canonburrows.co.uk">admin@canonburrows.co.uk</a> if you would like me to resend your username and password. <i>As a class we have earned a total of 28,613 coins. Well done Nursery! That is amazing!</i></li> <li>● Play this <a href="#">game</a> to practise counting, ordering and matching numbers to 10.</li> <li>● Practise counting up to 20. This can be done through playing hide and seek, singing number songs, chanting, board games etc.</li> <li>● Listen to a number song from the <a href="#">CBeebies</a> website. After listening to them, watch again and sing along if you can. Talk about the maths you can see in the video clip.</li> <li>● Make a selection of birthday cards with numerals on the front. Can your child count out birthday candles (if you have them available) or objects to match the amount? Can they order the numerals from the smallest amount to the largest?</li> </ul>	<ul style="list-style-type: none"> <li>● Make time to regularly share books with your child. Find a cosy place and encourage snuggling up and sharing books together. Try to read to your child daily but don't give up if you miss a day every now and then. When you're reading, encourage your child to join in as much as possible. They are more likely to want to join in if they choose the book. You could encourage your child to copy the voices that you make.</li> <li>● When read to your child, sometimes point to the pictures and the words. Talk about what is happening and try to relate the words and what is happening to your child's own experiences. For example, with the story 'Goldilocks and the three Bears story', you could ask: What is Goldilocks doing? What is she wearing in her hair? Have you got a clip in your hair? What kind of clip would you like?</li> <li>● Use the <a href="#">Small Talk</a> website for ideas on supporting your child's Communication and Language development.</li> </ul>

Weekly Phonics Tasks (Aim to do 1 per day)	Weekly Writing Tasks (Aim to do 1 per day)
<ul style="list-style-type: none"> <li>• Sing Nursery Rhymes and songs together. Add in actions and change the words. Can your child think of different rhyming words to add in? Repeat old favourites and learn new rhymes. You can find an A-Z of <a href="#">Nursery Rhymes</a>.</li> <li>• Listen, sing along and learn the letters and actions to the jolly phonics songs. You can find them <a href="#">here</a>.</li> <li>• Join in with Rhyming activities. You can find lots of ideas you can complete at home <a href="#">here</a>.</li> <li>• Begin to introduce phase 2 sounds to your child. Follow <a href="#">this link</a> to learn more about how you can support your child to learn letters with fun activities.</li> <li>• The TROLLS have amazing celebrations. Watch this <a href="#">video</a> of them creating their own music during one of their celebrations! Can your child make their own celebration music using instruments (if available) or household objects e.g. pots and pans? They could play at different speeds and volumes.</li> </ul>	<ul style="list-style-type: none"> <li>• Practice forming the letters of the alphabet. Follow your school's script which you can find <a href="#">here</a>. Encourage your child to hold their pencil correctly.</li> <li>• Create a card for a celebration of your choice. Can your child write their name at the end of their card?</li> <li>• Practice writing the letter/s you have learnt this week in shaving foam. You can do this inside a tray or plastic box. Alternatively, you could try spraying foam on top of a mirror for an added sensory experience.</li> </ul> <div data-bbox="986 817 1313 1146">  </div> <ul style="list-style-type: none"> <li>• Ask your child to draw a picture of a celebration they have taken part in. Encourage them to write their name on their drawing.</li> </ul>

--	--

### Learning Project - to be done throughout the week

**This project this week aims to provide opportunities for your child to learn more about celebrations. Learning may focus on different types of celebrations that take place and who may celebrate them. It could look at how people celebrate different events differently in other parts of the world.**

- **Family Photographs-**

- Look over a selection of photographs of family celebrations and discuss with your child: what the celebration was about, who attended, what you did to celebrate, when it took place, whether it is an event that happens each year. Can your child remember the event taking place? What do they remember of it?

- **Plan a family celebration-**

- Decide on a family celebration for the week. This could be a family indoor picnic, meal, dance etc. Ask your child to design invitations to family members to the party.
- Create homemade decorations using coloured paper (If you do not have coloured paper at home, you could use old newspaper, cereal boxes or wrapping paper) You could make paper chains or bunting
- Plan a menu for the party and make the food together  
You could draw pictures of what food you will be serving..



- **Discover religious celebrations-**

- Watch the Let's Celebrate video collection for [Easter](#). Discuss the celebrations with your child. Did they celebrate Easter? Which of the events did they take part in?

- Watch the Let's Celebrate video collection for [Eid-al-Fitr](#). Discuss the celebrations with your child. Did they celebrate Eid-al-Fitr? How did they celebrate? Are there any similarities and differences between the celebrations they saw in the Easter videos?
- Look through the range of [videos](#) available on Cbeebies and watch together. Discuss who celebrates the event and any similarities and differences with celebrations your child has taken part in.

- **Birthdays-**

- Talk to your child about when they were born. Look at photographs of the day they were born, if you have them available. Do they know the date of their birthday? Support your child to create an all about me folding book (as pictured) with their birth date, current age and anything else they think is important for people to know about them.



- **Celebrate our NHS staff and key workers -**

Show your love for the NHS and Key Workers by making a heart. This could be made from salt dough, pebbles from your garden, bread or even craft resources.

### Additional learning resources parents may wish to engage with

**Picture News** – Each week, Picture News choose a news story, provide an image and a thought-provoking question to encourage children to engage with current affairs and think deeply. Please see the attached document on our year group home learning page titled 'Learning from Home Ideas' which will be uploaded each week. A good opportunity to think about and include our school Christian Values in responses to the learning ideas and questions.

[www.vimeo.com/channels/picturenews](http://www.vimeo.com/channels/picturenews)

**Tameside Music Service** – Tameside Music Service have added some lovely songs and activities for the children to join in with. This will be updated with new resources regularly.

Go to <https://www.GMmusiconline.co.uk/yumu>

Enter your username and password in the boxes on the screen.

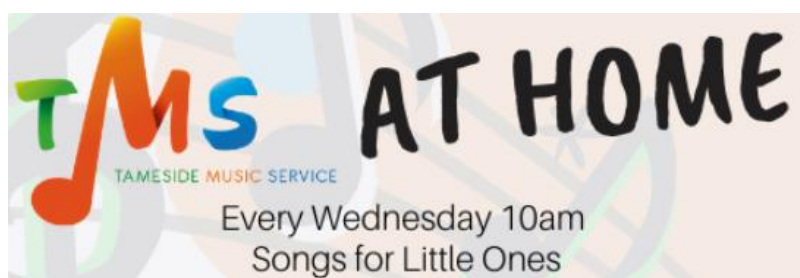
Your username is: p961580

Your password is: mezzo

Click on the Log In button.

All done! Click on the world to get started.

**\*\* NEW Tameside Music Service** - a Facebook live singing session **every Wednesday morning at 10am** with Mrs Ratcliff! All you need to do is go onto the Tameside Music Facebook page.



**\*\*NEW Tameside's Early Years' Service** sessions are being delivered via Facebook.

<https://www.facebook.com/growintameside/> This might be of interest to some of you. The team are delivering story time, singing and other activities

