



W/C 11.052020: Learning Project - Under the Sea

Age Range: EYFS

We hope you all enjoyed Pyjamara day as much as we did! Thank to you to all the parents who sent photographs in, we loved seeing you enjoying stories and reading together as families.

Here are some additional fun activities for the children to have a go at this week to help them understand and show their appreciation for all of the dedicated hard work our fantastic NHS staff are doing for us on daily basis. We would love to see some pictures of your wonderful home learning so please send any to the school email address; judith.hilton@canonburrows.co.uk

- Our NHS staff show kindness and spread happiness every day. Create a kindness jar at home by writing acts of kindness that you do and popping them into the jar once, you have done them.
- Not all heroes wear capes. Some wear scrubs, blues or uniforms. Invent your own superhero. What qualities would they have? What would their superpower be?
- Join in with 'clap for carers' on a Thursday at 8:00
- Rainbows are a sign of hope. Draw or paint a rainbow and display it in your window.
- Make a thank you poster, record a video or write a letter of gratitude to the NHS staff.



Stay safe everyone, we miss you and we hope we can see you all soon!

Miss Mackenzie, Mrs Lataster, Miss Schofield, Mrs Vaughan and Miss Gosling.

Weekly Reading Tasks	Weekly Phonics Tasks
<p>Monday- Share the story 'The Snail and the Whale'. If you don't have a copy at home watch this online reading.</p>	<p>Monday- Ask your child if they can hear the sounds that come at the beginning of snail and whale. Can they think of/ or find other things that begin with the same sound or that contain the 'ai' and 'wh' sounds? They could create a poster or take photographs of the things they see.</p>
<p>Tuesday- Children to read to parents daily. Visit Oxford Owl for free eBooks that link to your child's book band. You can create a free account. Complete the linked Play Activities for each book.</p>	<p>Tuesday- Buried Treasure: Write out some real words and made up words (e.g. shud, juch, foib). Place these in a pile and using 2 containers, label one as 'Treasure' and the other as 'Bin'. Can your child read the word and decide if it is real? If it is real it goes in the treasure chest, if not it goes in the bin.</p>
<p>Wednesday- Read a variety of books at home in different places. Favourites can be repeated. Hearing the patterns of language in a story will support your child's language development.</p>	<p>Wednesday- Play Buried Treasure online on PhonicsPlay.</p>
<p>Thursday- Watch the online storybook- 'Sharing a Shell'. Discuss how the crab felt in the story at each stage. Your child could draw a picture to represent the crab's feelings.</p>	<p>Thursday- Sing '1,2,3,4,5 Once I caught a fish alive'. Click here for the words. Can your child learn this by heart?</p>
<p>Friday- Ask your child to look at the books you have in your house. Can they find any other books about creatures that live under the sea? Can they group the animal books e.g. farm animals, jungle animals, under the sea animals?</p> <p>Talk about whether the books are information books or storybooks. Can they see any differences between the two types of books? E.g. do they have photographs, pictures, diagrams, maps, a contents page, index page, do they tell a story or give us facts?</p>	<p>Friday- Play Fish for Sounds – write out some letter sounds that correspond to objects found in the sea – sh for shell, f for fish. Try and write them outside in chalk or similar and encourage your child to trace over them.</p>
Weekly Writing Tasks	Weekly Maths Tasks- Making Simple Patterns
<p>Monday- Ask your child to draw a picture and write about their favourite underwater creature. They could label the picture too or try and write a simple story about the creature.</p>	<p>Monday- Can your child join in with tongue twisters: <i>red lorry, yellow lorry, red lorry, yellow lorry?</i></p>
<p>Tuesday- Have a try at Snail Writing. Using hair gel, shaving foam or any other slimy liquid, show your child how to form the letter 's' using your finger. If your child can, ask them to try the word 'snail'. Repeat for other words.</p>	<p>Tuesday- Ask your child to make a simple shape pattern or a colour pattern by visiting String of beads CHALLENGE: Make your own repeating pattern.</p>
<p>Wednesday- Ask your child to close their eyes and imagine being at the beach. Can they draw a picture list or, if they are able, use their phonics to write a word list of all the things you can see, taste, touch, smell and hear?</p>	<p>Wednesday- Can your child make a repeating pattern using objects around the house/garden i.e. apple, banana, apple, banana. CHALLENGE: Ask your child to build on the above to create more complex patterns e.g. apple, apple, banana, apple, apple, banana.</p>
<p>Thursday- Use this animated letter formation tool to help your child practise letter formation. You can select those they find most challenging.</p>	<p>Thursday- Ask your child to create repeating patterns with actions: Clap hands, tap knees, clap hands, tap knees. Make your own action patterns. CHALLENGE:</p>

	one person makes the action pattern, the other person is to listen and repeat
Friday- Listen to the song Henry the Crab - Ask your child to draw a picture of what they think Henry the crab looks like. CHALLENGE- Can they write a letter to Henry and ask him about what it is like to live under the sea?	Friday- Draw the outline of a fish for your child to make a pattern in. Could they make the pattern out of 2D shapes? Can they make a repeated pattern?

Learning Project - to be done throughout the week

The project this week aims to provide opportunities for your child to learn more about life in and around the sea. Learning may focus on the strange and wonderful creatures and plants that occupy our oceans, their habitats and how human beings affect this environment.

After listening to the story, 'The Snail and the Whale' (see reading task).

- Take your child on a snail hunt around the garden. Can they think about the places a snail might want to live?
- Show your child a [picture of a sea snail](#). Ask, how is it different from the snails they found in the garden?
- Have a [Snail Race](#)- Use chalk to draw out lines on the ground (or sticks to mark out the lines) to create a race track. Place your snails at the starting line and watch them go! You could give your child a timer to measure how long it takes for the snails to make their way across. Share a picture of the winning snail on Twitter at [#TheLearningProjects](#)

Make your own 'Under the Sea' Scene

- Watch [this video](#) of the coral reef. Talk about the animals you can see. What are the animals called?
- Use junk modelling or craft items you have around your house to create the scene. You could even add in natural objects e.g. grass as seaweed.

Counting Undersea Creatures

- Show your child how to play this [game](#). There is a simpler version with amounts to 5 and a more challenging version with amounts to 10. **CHALLENGE:** Support your child to create a record of how many of each creature there were.

Make your own Fishing Game

- Make a fishing rod using a stick or similar (a wooden spoon would work well!). Tie some string on to one end and tie a magnet onto the end of the string (you could use a fridge magnet).
- Using the rod, your child could explore which items are attracted to the magnet around the house

Explore Floating and Sinking

- Fill up a bowl, sink or basin and provide your child with a range of objects to explore. Which ones float and which sink? Ask them why they think they float/ sink? **CHALLENGE:** Keep a record of the objects that float and sink? This could be using pictures or written.



STEM Learning Opportunities #sciencefromhome

Unplugged Coding

- Watch [this video](#).
- Create a simple under the sea obstacle course or draw an obstacle course on a piece of paper. Children have to guide an under-water robot (Parent/sibling/toy) through the obstacles by shouting out simply instructions. E.g. forwards, right, left, backwards.

Additional learning resources parents may wish to engage with

White Rose Maths online maths lessons. Watch a lesson video and complete the worksheet (can be downloaded and completed digitally).

Numbots. Your child can access this programme with their school login.

IXL Click on Maths, Reception. There are interactive games to play and guides for parents.

Talk for Writing Home-school Booklets are an excellent resource to support your child's speaking and listening, reading and writing skills.

****NEW Tameside Music Service** - a Facebook lives singing session **every Wednesday morning at 10am**. It is pitched at EYFS children but probably suitable for year 1's as well. All you need to do is go onto the Tameside Music Facebook page.

Tameside Music Service – Tameside Music Service have added some lovely songs and activities for the children to join in with. This will be updated with new resources regularly.

Go to <https://www.GMmusiconline.co.uk/yumu>

Enter your username and password in the boxes on the screen.

Your username is: p961580

Your password is: mezzo Click on the Log In button. All done! Click on the world to get started.

****NEW Tameside's Early Years' Service** sessions are being delivered via Facebook.

<https://www.facebook.com/growintameside/> This might be of interest to some of you. The team are delivering story time, singing and other activities

Fancy a virtual trip to the Museum? <https://www.tameside.gov.uk/MuseumsandGalleries/Exhibitions-at-Portland-Basin-Museum>





Picture News – Each week, Picture News choose a news story, provide an image and a thought-provoking question to encourage children to engage with current affairs and think deeply. Please see the attached document on our year group home learning page titled 'Learning from Home Ideas' which will be uploaded each week. A good opportunity to think about and include our school Christian Values in responses to the learning ideas and questions.


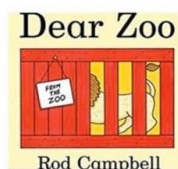
www.vimeo.com/channels/picturenews

QR Codes for popular books

Here are some free books to read with your child. Just scan the code and cuddle up and enjoy the story together. To use QR codes, watch the video on the link below for some easy to follow advice.

<https://youtu.be/8KHHFquutS8>





Classroom Secrets Learning Packs - These packs are split into different year groups and include activities linked to reading, writing, maths and practical ideas you can do around the home.

Twinkl - to access these resources click on the link and sign up using your own email address and creating your own password. Use the offer code UKTWINKLHELPS.

My Happy Mind There is a free app that you can access please register at myhappymind.org/parents



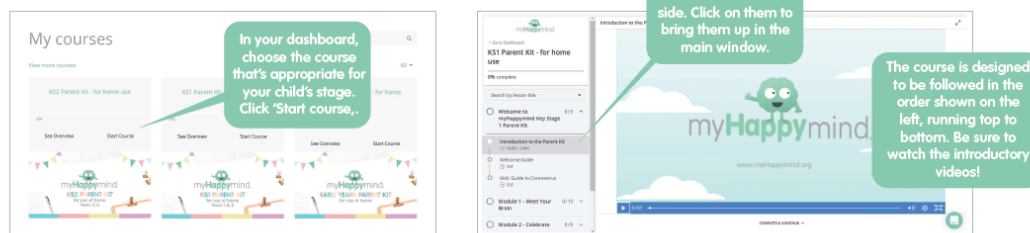
You have received this information sheet because your child has been following the myHappy mind course at school or nursery. Normally, the course would be delivered by your child's teacher, using myHappy mind's online resources. In order to help during this difficult time, myHappy mind have created a series of free Parent Kits, based on the course, for you to use with your child at home. You can create a free user account that will give you instant free access to the learning resources.

Simply visit:

<https://myhappymind.org/ParentKit-direct-enrol>

You will be asked to fill in a simple form, then you'll receive an email inviting you to log in to the myHappy mind platform and choose your own password. Once logged in you will have your very own myHappy mind account, containing Parent Kit resources for Early Years, Key Stage 1 (Years 1 & 2) and Key Stage 2 (Years 3 - 6).

Once you've logged in, the portal is easy to use:



#TheLearningProjects
in collaboration with

