



W/C 11.05.2020: Learning Project - Under the Sea

Age Range: Nursery

Hi Nursery,

How are you all? I really hope you are all well and happy; did you enjoy your family celebration? My family and I celebrated VE day. We made bunting, paper chains and had a special afternoon tea in the garden. Here are some pictures of what we have been up to:



From feedback, we have adapted our learning projects by splitting the reading, writing, phonics and maths tasks into days. This hopefully will support your child to have a clearer expectation for the day and will enable them to have a greater success. However, we do encourage those parents who have been enjoying creating and adapting their own tasks to continue, if they so wish to.

This week's learning is based on the theme of Under the Sea. We would love to see all your learning, especially the things **highlighted in blue**. You could tag us in photographs on Twitter (@canon_burrows) and on our new Facebook page (Canon Burrows CE Primary School) or email them to admin@canonburrows.co.uk or [twitter@canonburrows.co.uk](https://twitter.com/canonburrows.co.uk). I miss you lots so would love to see what you have been up to.


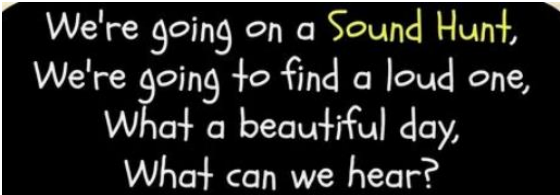
Stay safe and take care!




Miss Riley ☺

And God created the great sea creatures and all living creatures that move and swarm in the waters according to their kinds and every winged flying creature according to its kind. And God saw that it was good

Genesis 1:21



Weekly Reading Tasks	Weekly Phonics Tasks
<p>Monday- Share the story 'The Snail and the Whale' by Julia Donaldson. Talk about what the title of the book is and who the author is. Can your child remember what the author's job is? If you do not have a copy at home, watch this online reading.</p>	<p>Monday- Ask your child if they can hear the sounds that come at the beginning of <u>snail</u>?. Can they think of/ or find other things that begin with the same sound? They could take photographs of the things they see.</p>
<p>Tuesday- Can you put the letters in your name into the correct order?</p> <p>Write your child's name onto a piece of paper and cut each letter out. Encourage them to place each of the letters into the correct order. Continue to repeat this activity if your child finds this difficult. Challenge your child by giving them the letters in their surname too.</p> 	<p>Tuesday- Take part in a sound hunt. On your daily walk, listen for the different sounds in the environment around you. Can your child independently recognise what they are?</p> 
<p>Wednesday- Read a variety of books at home in different places. Favourites can be repeated. Hearing the patterns of language in a story will support your child's language development.</p>	<p>Wednesday- Play Buried Treasure online on PhonicsPlay. Recap the sounds 's,a,t,p' with your child. Do they remember their sounds?</p> <p>Click on the game and select phase 2. Begin on the letter 'i' and work through the sounds. Your child should focus on recognising the letters/sounds first. Do not worry if they can't blend the sounds together just yet! That comes with lots of practise.</p>
<p>Thursday- Share the story 'Sharing a Shell' by Julia Donaldson. Talk about what the title of the book is and who the author is. Can your child remember what the author's job is? If you do not have a copy at home, watch this online reading.</p>	<p>Thursday- Sing '1,2,3,4,5 Once I caught a fish alive'. Click here for the words. Can your child learn this by heart?</p>
<p>Friday- Ask your child to look at the books you have in your house. Can they find any other books about creatures that live under the sea? Can they group the animal books e.g. farm animals, jungle animals, under the sea animals?</p>	<p>Friday- Play a selection of instruments to make slow, fast, quiet, loud, long and short sounds.</p> <p>Gather together 3 instruments, these could be made from household items, for example:</p> <ul style="list-style-type: none"> Drum – pan or box Shaker- rice in a bottle Tambourine – Tupperware box <p>Play each instrument to your child so they know what sound they make. Then ask them to turn around and guess which instrument you are playing. Challenge them by changing the tempo, volume and duration of each instrumental sound. Can your child tell you how you played each instrument? If your child is unsure, name each action and repeat until understanding more secure.</p>

Weekly Writing Tasks	Weekly Maths Tasks- Making Simple Patterns
<p>Monday- Can you draw a picture of the whale (from the story ‘ The Snail and the Whale) on his next adventure?</p> <p>If you have access to a printer, you could print and cut this image of the whale so that your child can draw a setting around it. Alternatively, you could draw a quick sketch of a whale. Before your child draws their picture talk to them about what types of things they might see in their chosen location. Encourage them to use appropriate colours.</p> 	<p>Monday- Can you help Ben find the underwater treasure?</p> <p>Visit the website below and match the different amounts to the correct numeral.</p> <p>https://www.topmarks.co.uk/learning-to-count/underwater-counting</p>
<p>Tuesday- Practise writing your name with snail writing.</p> <p>Only practise one letter at a time, do not move onto a new letter until you can write it using the correct letter formation. Remember to start the letters from the top and follow in an anticlockwise turn. Once your child can write their first name, encourage them to write their surname.</p>	<p>Tuesday- Can you sing along to ‘10 Little Fishies’?</p> <p>Pause the song and see if your child knows what ‘one more’ than a given number is. If they find this difficult, let them count the total number of fish before the song tells you the answer.</p> <p>https://www.youtube.com/watch?v=dg0cQtVisLw</p>
<p>Wednesday- Ask your child to close their eyes and imagine being at the beach. Can they draw pictures of all the things they can see, taste, touch, smell and hear? You could challenge them by labelling each picture with the initial sound of each word e.g. sand – s, crab – c</p>	<p>Wednesday- Can you make a simple shape pattern?</p> <p>Does your child know the shape names? Can your child tell you any of the shapes properties e.g. the circle is round, the square has 2 equal sides and corners.</p>
<p>Thursday- Draw a picture to represent the crab’s feelings from the story ‘Sharing a shell’ by Julia Donaldson (following Thursdays reading challenge).</p>	<p>Thursday- Can you make a shape sea-creature?</p> <p>Cut out different sized basic shapes for your child (circle, triangle, rectangle and square) and encourage them to create their own sea creature. Can your child then tell you what shapes they used?</p> 
<p>Friday- Listen to the song Henry the Crab</p> <p>Draw a picture of what they think Henry the crab looks like.</p>	<p>Friday- Design a number octopus.</p> <p>Create an octopus with your child. Write numerals above the tentacles and encourage your child to draw the matching amount of suction cups onto them.</p> 

Learning Project - to be done throughout the week

The project this week aims to provide opportunities for your child to learn more about life in and around the sea. Learning may focus on the strange and wonderful creatures and plants that occupy our oceans, their habitats and how human beings affect this environment.

After listening to the story, 'The Snail and the Whale' (see reading task).

- Take your child on a snail hunt around the garden. Can they think about the places a snail might want to live?
- Show your child a [picture of a sea snail](#). Ask, how is it different from the snails they found in the garden?
- Have a [Snail Race](#)- Use chalk to draw out lines on the ground (or sticks to mark out the lines) to create a race track. Place your snails at the starting line and watch them go! You could give your child a timer to measure how long it takes for the snails to make their way across.

Make your own 'Under the Sea' Scene

- Watch [this video](#) of the coral reef. Talk about the animals you can see. What are the animals called?
- Use junk modelling or craft items you have around your house to create the scene. You could even add in natural objects e.g. grass as seaweed.

Make your own Fishing Game

- Make a fishing rod using a stick or similar (a wooden spoon would work well!). Tie some string on to one end and tie a magnet onto the end of the string (you could use a fridge magnet).
- Using the rod, your child could explore which items are attracted to the magnet around the house

Explore Floating and Sinking

- Fill up a bowl, sink or basin and provide your child with a range of objects to explore. Which ones float and which sink? Ask them why they think they float/ sink? **CHALLENGE:** Keep a record of the objects that float and sink? This could be using pictures or written.



STEM Learning Opportunities & sciencefromhome

Unplugged Coding

- Watch [this video](#).
- Create a simple under the sea obstacle course or draw an obstacle course on a piece of paper. Children have to guide an under-water robot (Parent/sibling/toy) through the obstacles by shouting out simply instructions. E.g. forwards, right, left, backwards.

Additional learning resources parents may wish to engage with

White Rose Maths online maths lessons. Watch a lesson video and complete the worksheet (can be downloaded and completed digitally).

Numbots. Your child can access this programme with their school login.

Talk for Writing Home-school Booklets are an excellent resource to support your child's speaking and listening, reading and writing skills.

Tameside Music Singing Lesson- a Facebook live singing session **every Wednesday morning at 10am** with Mrs Ratcliff! All you need to do is go onto the Tameside Music Facebook page.

Tameside Music Service – Tameside Music Service have added some lovely songs and activities for the children to join in with. This will be updated with new resources regularly. Go to <https://www.GMmusiconline.co.uk/yumu>. Enter your username and password in the boxes on the screen. Click on the Log In button. Click on the world to get started.
Your username is: p961580 Your password is: mezzo

Tameside's Early Years' Service – Story time, singing and other activities are being delivered via Facebook. <https://www.facebook.com/growintameside/>

Picture News – Each week, Picture News choose a news story, provide an image and a thought-provoking question to encourage children to engage with current affairs and think deeply. Please see the attached document on our year group home learning page titled 'Learning from Home Ideas' which will be uploaded each week. A good opportunity to think about and include our school Christian Values in responses to the learning ideas and questions. www.vimeo.com/channels/picturenews

My Happy Mind There is a free app that you can access please register at myhappymind.org/parents

Twinkl - To access free writing, reading and phonics resources click on the link and sign up using your own email address and creating your own password. Use the offer code UKTWINKLHELPS.

Free Julia Donaldson and Axel Scheffler's Home-Learning Packs - Is your child a fan of Julia Donaldson and Axel Scheffler's wonderful picture books? Now you can download a range of home learning activity packs to complete as you read the books!

<https://resource-bank.scholastic.co.uk/content/40114>

&TheLearningProjects in collaboration with



