



Week 10 W.C 25.05.2020: Learning Project - The Rainforest

Year 6 Home Learning Document

Hello everyone,

We hope you all enjoyed last week's learning project focused on Ascension. It was great to see work from those of you who have sent in some of the activities you have completed – please keep them coming, we love to see your learning! Enjoy this week's learning project focused on The Rainforest.

As always, we would love to see examples of your work; we would particularly like you to send us any tasks that we have **highlighted in blue**. You can send this work to us via:



@canon_burrows



year6homework@canonburrows.co.uk



admin@canonburrows.co.uk

Happy learning everyone! We hope you and your families are all well and happy, remember to keep a good balance of learning, fun and rest! Get in touch with us if you have any questions or need a little more support or guidance with any of these projects.

Have a great week,

The Year 6 team

Week 10 Guided Reading tasks to be completed at any point during the week

A big thank you to all of you who sent your true and false quizzes to us – they are great! We will look forward to sharing them with your classmates over the next few weeks.

Miss.Howard's group:

Check your answers to the questions on Chapter 7. Please read Chapter 8 and answer this week's questions. I hope you are enjoying the book and it has inspired you to read more of the Harry Potter series.

Oliver has written his own True and False quiz about Harry Potter and The Order of the Phoenix – we have uploaded it with this week's home learning tasks so if you have read the novel, have a go at the quiz! You could also have a go at this quiz about Chapter 8: <https://www.allthetests.com/quiz30/quiz/1342800566/Harry-Potter-and-the-Sorcerers-Stone-Chapter-8>

Miss.Clayton and Mrs.Thompson's group:

Check your answers for last week's questions. Please read Chapter 22 and 23 and complete the questions based on these chapters. Olivia has written a fantastic true/false quiz about our book. We have uploaded it to our home learning documents section for this week 'Week 10: There's a boy in the girl's bathroom true/false quiz'.

Mrs.Broomhead's group:

Check your answers for last week's questions, answer questions from pages 10-13. Then please read pages 14-19 for next week.

Remember you can access any of the Reading activities and resources available on Oak National Academy: <https://www.thenational.academy/>

Weekly Reading Tasks	Weekly Spelling Tasks
<p>Monday- Listen to a free age-appropriate audiobook here – the link will take you to the the audible website with a page of novels appropriate for Year 6. Or/And you could choose a book from Oxford Owl. Here are our login details for Oxford Owl that you can use anytime: Username: year6cbshkc Password: Welcome1 Why not read under a tree in the garden for a welcome change?</p>	<p>Monday- In the garden or during your daily walk, be observant and notice what you see around you, taking notice of any aspects of nature that interest you. For example, there might be a huge conifer tree that you have not noticed before. When you return home, write down these aspects of nature using expanded noun phrases within sentences. For example: Running alongside the pond, there was a corridor of huge, ancient conifer trees looming over the glistening water.</p>
<p>Tuesday- Read an account of living in a rainforest here. Make a list of what the children in the stories like and do not like about living in the rainforest. What aspects of living in a rainforest do you think you would like/dislike?</p>	<p>Tuesday- Can you complete these tasks relating to words ending in -ant, ance, ancy, ent, ence or ency?</p>
<p>Wednesday- Listen to and read along with A Blade of Grass. What message is the poet trying to convey to the reader?</p>	<p>Wednesday- Can you create your own rainforest themed crossword? You will need to include a list of clues and an answer sheet.</p>
<p>Thursday- Find a recipe involving chocolate in a recipe book or here. Find out about chocolate here and summarise your learning by writing a paragraph (or two or three) all about the production of chocolate!</p>	<p>Thursday- Create a rainforest glossary using these words as a starting point: canopy, monsoon, colony, extinct & deforestation.</p>
<p>Friday- Create a rainforest themed bookmark for a younger sibling or family member.</p>	<p>Friday- Pick 5 Common Exception words from the Year 5/6 spelling list. Can you create a mnemonic for each word e.g. Rhythm Has Your Two Hips Moving.</p>
Weekly Writing Tasks	Weekly Maths Tasks- Fractions
<p>Monday- Visit the Literacy Shed for this wonderful resource on The Alchemist's Letter and complete the activities that accompany the resource.</p>	<p>Monday- Play Match the Fraction. Challenge yourself by trying the mixed numbers.</p>

<p>Tuesday- After Tuesday's reading task, write a diary entry from the viewpoint of the child who lives in the rainforest. Alternatively, you could write a diary entry in the day in the life of Toki. What is the message of the story and how did he feel throughout the clip? What emotive language could you use?</p>	<p>Tuesday- Practise converting decimals to fractions and write fractions in their simplest form on this online activity. Click the box that says 'decimals fractions' and select one of the options on the right. Record your answers on a piece of paper before checking by opening the boxes.</p>
<p>Wednesday- Write a poem about the rainforest. Try and create 4 stanzas about the climate, animals, what you like about it and the potential dangers. Can you perform your poem to your family?</p>	<p>Wednesday- Divide a piece of paper into four, select four cards from a pack of playing cards and make two fractions by placing a card in each quadrant. You can compare the two fractions using the greater than, less than and equal to symbols.</p>
<p>Thursday- Write two contrasting descriptions of the rainforest. One depicting the rainforest's <u>beauty</u> and the other <u>deforestation</u>.</p>	<p>Thursday (theme) - Can your child find the distance from Manchester Airport to the Amazon Rainforest using Google maps? When is the best time to visit?</p>
<p>Friday- Rainforests are destroyed by nature too so we should make use of their products rather than waste them. Write a balanced argument in response to this statement.</p>	<p>Friday – Have a go at this fractions investigation. You might want to draw some pictures to help you. The investigation asks you to record the how much of the square is light blue as a fraction. Can you record it as a decimal and a percentage as well?</p>

Learning Project - to be done throughout the week

The project this week aims to provide opportunities for you to learn more about the world's rainforests. Learning may focus on the plants, animals and insects that inhabit the rainforest, food that originates there and weather patterns. It could look at plants and animals that can be found in the garden too.

- **Deforestation: Destroying Animal Habitats and The Homes of Humans-** Deforestation occurs in rainforests throughout the world. Trees are cut down on a huge scale, often to create space for grazing livestock or buildings. As part of this process, animal habitats and the homes of native people are often destroyed (follow this link and click download option at the top – the powerpoint will then open) Create a poster highlighting the impact of deforestation on both humans and animals. Think of possible solutions to some of these challenges and include these solutions on your poster.
- **Welcome to The Jungle: Let Creativity Roar!-** Henri Rousseau was a French painter from the 19th Century who created many paintings inspired by jungles and rainforests, although he never actually visited one. Explore [facts](#) about this famous painter and create your own jungle/rainforest piece of [artwork in his style](#) (follow this link and click download option at the top – the powerpoint will then open) You could draw, paint or create a collage, depending on the resources you have available at home.
- **Discovering Far off Lands-** In the 16th century, Sir Walter Raleigh sailed the Atlantic Ocean in search of a place called El Dorado. His expedition took him to Guyana and his search led him to discover the country's rainforest. 400 years on, a group of children have taken on the challenge to follow in Sir Walter's footsteps in their own expedition to Guyana. Watch this clip and explore the others on the [BBC Teach website](#). Plan your own expedition and consider what you would need to take with you. Alternatively, you could write a first-hand account of your time in the rainforest from the perspective of Sir Walter. Remember that Sir Walter would not have had access to the modern things we do now such as a phone.
- **Rumble in The Jungle - Get that Heart Rate Going! -** Increase your heart rate by challenging yourself and members of the family to mimic the actions of animals which inhabit rainforests. Actions could include: jumping over logs, ducking under branches, high knees through quicksand, running from a tiger etc. Record your heart rate (beats per minute) after each activity. Which activity increased your heart rate most? **Recommendation at least 2 hours of exercise a week.**
- **Deforestation: Our Climate and Our Planet-** As well as impacting on animal habitats and native people, deforestation is also a major contributor towards climate change. Create an awareness leaflet about the effects of climate change on our planet and how deforestation is contributing towards this.






STEM Learning Opportunities & sciencefromhome

Rainforest Leaf Adaptation

- Watch [this](#) video.
- Many tropical rainforest leaves have a drip tip to help them cope with high rainfall. It is thought that these drip tips enable rain drops to run off quickly. Plants need to shed water to avoid growth of fungus and bacteria in the warm, wet tropical rainforest. Have a look at some other common leaf adaptations [here](#).
- Look at the leaves in your garden or out on a walk. What adaptations do they have? Create a branching identification key to help identify the leaves in your area.

Additional learning resources parents may wish to engage with

Spanish- We have uploaded the home learning grid on to our website. There is one page with a number of activities for all stages of language learning. Year 6 are Stage 4. For each language learning stage, we have selected five topics from the Scheme of Work, and within each topic we have put three buttons:

-  A is for Activity – this is the QR code sheet on which the children will have six QR codes they can scan and play games using a phone or tablet
-  K is for Knowledge Organiser – now that the audio has been added, the children can now practise the key vocabulary and phonics for their topic and share it with their family at home
-  V is for Video – this is a native speaker video that the children can watch, and join in with any activities

By accessing these activities, videos and vocabulary, the children will be able to practise their language learning at home and revisit any previous topics they have covered, if they wish.

Picture News – Each week, Picture News choose a news story, provide an image and a thought-provoking question to encourage children to engage with current affairs and think deeply. Please see the attached document on our year group home learning page titled 'Learning from Home Ideas' which will be uploaded each week. A good opportunity to think about and include our school Christian Values in responses to the learning ideas and questions.

MyHappyMind – There is an updated Parent bundle Kit from My Happy Mind – please see the document entitled 'Week 10 My Happy Mind' for more information. We hope that you have been finding the My Happy Mind activities during this time.

BBC Bitesize - Lots of videos and learning opportunities for all subjects.

Classroom Secrets Learning Packs - Reading, writing and maths activities for different ages.

Twinkl - Click on the link and sign up using your email address and creating a password. Use the offer code UKTWINKLHELPS.

White Rose Maths You can recap previous week's videos this week because White Rose videos are taking a break for the half term holiday this week. We will put links next week to the WC 1st June videos and worksheets for you to have a go at.

Times Table Rockstars Your child can access both of these programmes with their school logins. On Times Table Rockstars, children should aim to play Soundcheck for 20 minutes daily.

IXL online. Click here for **Year 6**. There are interactive games to play and guides for parents.

Mastery Mathematics Learning Packs. Take a look at the mastery mathematics home learning packs with a range of different activities and lessons.

Y6 talk for writing home school booklets are an excellent resource to support speaking and listening, reading and writing skills.

The Learning Projects are based on the **National Curriculum expectations** for the key stage which your child is in.

&TheLearningProjects

in collaboration with

