



W/C 25.05.2020: Learning Project - The Rainforest

Age Range: Nursery

Hello everyone,

We hope you all enjoyed last week's learning project focused on Ascension. It was great to see work from those of you who have sent in some of the activities you have completed – please keep them coming, we love to see your learning! Enjoy this week's learning project focused on The Rainforest.

As always, we would love to see examples of your work, especially the things **highlighted in blue**, you can send this work to us via:



@canon_burrows



admin@canonburrows.co.uk



Happy Eid to all of our families who will be celebrating this weekend!
We hope you and your families are all well and happy, remember to keep a good balance of learning, fun and rest!
Get in touch with us if you have any questions or need a little more support or guidance with any of these projects.

Have a great week,

Miss Riley, Miss Holland and Mrs Gosling

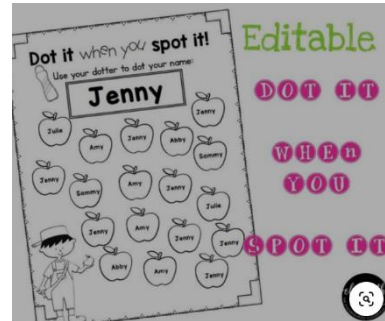
This is a lovely resource to share with your child, especially around Mental Health Awareness week and whilst emotional wellbeing is becoming more of an issue for some children during these uncertain times. Can your child complete any of the 14 day wellbeing challenges?

<https://www.elsa-support.co.uk/wp-content/uploads/2020/05/Coronavirus-home-challenge-3.pdf>

Weekly Reading Tasks

Monday- Dot it when you spot it (name recognition)?

Scroll to the end of this PDF, you will find a class list of the children's names written in apples. Cut 10 of the apples out and see if your child can spot their name. Alternatively, you could hand write them. To change the difficulty of this activity increase or decrease the amount of names. Challenge: Can you child spot any of their friends names?



Tuesday- Watch [Go Jetters: Amazon Rainforest](#). Can your child tell you where the tree frog was found? What sound did it make? Which rainforest insect steals the picnic? What happens when the tree frogs aren't there to eat the ants?

Wednesday- Making your own story. Print or draw pictures from a familiar storybook then encourage your child to make their own story or to retell their favourite story.



Thursday- Enjoy listening to online stories together including: [Slowly, Slowly, Slowly Said the Sloth](#) and [The Tiger Who Came To Tea](#). Talk about what the **title** of the book is and who the **author** is. Can your child remember what the author's job is?

Friday- Reading a recipe. Help your child to look through cookery books for a recipe involving cocoa/chocolate. If you have the ingredients, make the sweet treat!



Weekly Phonics Tasks

Monday- Play welcome to the Zoo. Can your child recognise the sounds and match them to the correct animal. Click [here](#) to access the game. Do any of the animals live in the rainforest?

Tuesday- Sing 'Walking through the jungle'.

Click [here](#) to hear the song. Once your child knows this song by heart, they could alter the lyrics by choosing their own animals in the jungle.

Wednesday- Play [dragons den](#) online on PhonicsPlay.

Recap the letters 's,a,t,p, i' with your child. Do they remember their sounds?

Click on the game and select phase 2. Begin on the letter 'n'. Your child should focus on recognising the letters/sounds first. Do not worry if they cannot blend the sounds together just yet! That comes with lots of practise.


Thursday- Play 'I Spy in the Rainforest'. Use the picture at the bottom of the PDF to support your child during this activity. Say "*I spy, with my little eye, something beginning with*". Remember to use the letter sounds, not the letter names. This will help your child to hear the initial sounds in the words.



Friday- Play Rainforest Rhyming Slime.

To make the slime add 2cups of shaving foam, 1 cup of dish soap, then mix. You could also add some green food colouring to make it extra slime like.

To play the game, write the rhyming words (cat, hat, run, sun, hop, mop) onto some stones and place them into the rhyme slime. Ask your child to find 2 stones, read the words for them and then ask them if the words rhyme. If they do, put them to one side, if they don't, put them back into the slime again, and repeat.

To support your child, say, "Do they sound the same? Do they end with the same sound?"



Weekly Writing Tasks	Weekly Maths Tasks- Number Recognition and Counting
<p>Monday- Draw a picture of the rainforest. Watch the first 25 seconds of this video about the rainforest. Talk about the rainforest with your child and ask: What can you see? What can you hear? Ask your child to draw a picture of the rainforest.</p>	<p>Monday- Make different amounts using this tens frame. Alternatively, you could chalk a large tens frame for your child to practice making amounts to 10 using different objects from the garden e.g. leaves. CHALLENGE: Can your child compare the lengths of the different objects they found?</p> 
<p>Tuesday- Practise your letter formation. Use this animated letter formation tool to help your child practise letter formation. Start with the letters in their name.</p>	<p>Tuesday- Can you make a rainforest animal? Support your child to cut different sized basic shapes for your child (circle, triangle, rectangle and square) and encourage them to create their own sea creature. Can your child then tell you what shapes they used? Can they tell you some of the shape properties e.g. a circle is round, a square has 4 equal sides and 2 corners, etc.</p>
<p>Wednesday- Design your Rainforest outfit. Draw a large picture of yourself onto card. Ask an adult to cut a dress or t-shirt shape out of your drawing. Then find different textures to place your picture on top of. This will make your clothes look like they are made from different materials. Take a picture of each of your outfits and tell your adult which material was your favourite and why?</p> 	<p>Wednesday- Play this Ladybird Spots-Counting, Matching and Ordering Game. You can tailor the difficulty to your child's level.</p>
<p>Thursday- Draw a picture of the tiger from the story 'The Tiger Who Came To Tea'. CHALLENGE: label the features of the tiger with the initial sound e.g t- tail, s- stripes</p>	<p>Thursday (theme)- Make a garden trail using arrows made from sticks. Ask your child to follow the trail and identify the direction. This could be done on your walk.</p>
<p>Friday- Practise writing your name using rainforest slime. Use the slime you made from Fridays phonics activity. Only practise one letter at a time, do not move onto a new letter until you can write it using the correct letter formation. Remember to start the letters from the top and follow in an anticlockwise turn. Once your child can write their first name, encourage them to write their surname.</p>	<p>Friday- Use a teddy and pretend it is walking. Count each of its steps and making deliberate mistakes by omitting numbers, repeating numbers or saying numbers in the incorrect order. Can your child spot the mistakes? You could do this when counting forwards and backwards. CHALLENGE: Ask your child to spot the mistake when the numbers are written down.</p>

Learning Project - to be done throughout the week

The project this week aims to provide opportunities for your child to learn more about the world's rainforests. Learning may focus on the plants, animals and insects that inhabit the rainforest, food that originates there and weather patterns. It could look at plants and animals that can be found in the garden too.

Which Animals Live in the Rainforest?

- Watch this [video](#) about animals in the rainforest. Can your child tell you about some of the animals that live in the rainforest? Can they remember any facts? Can they describe the animals?.
- Ask your child to make their own explorers outfit (e.g. binoculars, sunhat, backpack) and head out to the garden or on your daily walk. What creatures can your child find? Are they similar to any you might see in the rainforest? Take photographs.



Draw a Picture of a Rainforest Animal on the computer, ipad, tablet or phone

- Ask your child to draw a picture of a rainforest animal on some form of technology. They could use 'Paint' on the computer or a drawing app such as 'Kid Draw'.

Play the Animal Jungle Quiz

- Listen to the clues. Can you match the clue to the correct animal?
- Click [here](#) to create your own jungle. Drag the animals onto the picture. Where do you think the animals should go? Why? i.e. *on the ground, in the trees...*

Make an Animal Home

- Create an animal home e.g. a bug hotel using things from the garden. Use a plastic tub or cardboard box. Ask your child what the animal will need in the home in order to survive.

STEM Learning Opportunities & sciencefromhome

Rainforest Materials

- A rainforest has lots of tall trees and grows in warm countries that have a lot of rain. People use the wood from the trees to make paper and furniture. They also take lots of ingredients like sugar and oil to make food. [Here](#) you can find a list of food and ingredients that grow in rainforests.
- What plants can we find in the garden? Can you name the different parts of a plant? Stem, leaves, branches, roots, flower? Try using some of the material found in your garden to make something useful. For example, [a nature paint brush](#).

Additional learning resources parents may wish to engage with

And don't forget about . . .

[White Rose Maths](#) online maths lessons. Watch a lesson video and complete the worksheet (can be downloaded and completed digitally).

[Numbots](#). Your child can access this programme with their school login.

[Talk for Writing Home-school Booklets](#) are an excellent resource to support your child's speaking and listening, reading and writing skills.

Tameside Music Singing Lesson- a Facebook live singing session **every Wednesday morning at 10am** with Mrs Ratcliff! All you need to do is go onto the Tameside Music Facebook page.

Tameside Music Service – Tameside Music Service have added some lovely songs and activities for the children to join in with. This will be updated with new resources regularly. Go to <https://www.GMmusiconline.co.uk/yumu>. Enter your username and password in the boxes on the screen. Click on the Log In button. Click on the world to get started.
Your username is: p961580 **Your password is: mezzo**



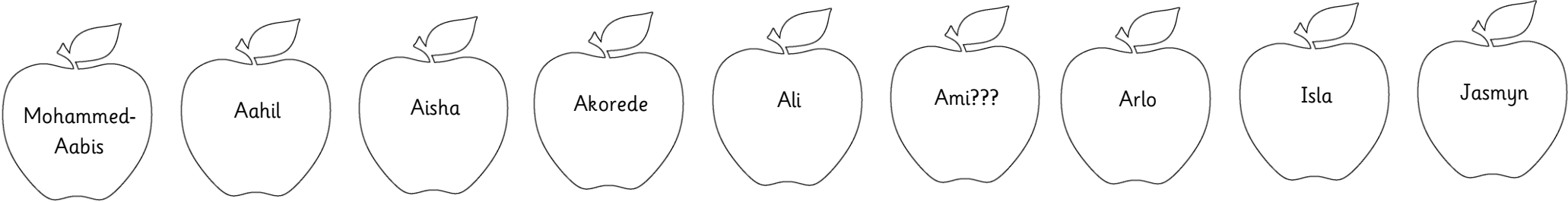
Tameside's Early Years' Service – Story time, singing and other activities are being delivered via Facebook. <https://www.facebook.com/growintameside/>

Picture News – Each week, Picture News choose a news story, provide an image and a thought-provoking question to encourage children to engage with current affairs and think deeply. Please see the attached document on our year group home learning page titled 'Learning from Home Ideas' which will be uploaded each week. A good opportunity to think about and include our school Christian Values in responses to the learning ideas and questions. www.vimeo.com/channels/picturenews

My Happy Mind There is a free app that you can access please register at myhappymind.org/parents

Twinkl - To access free writing, reading and phonics resources click on the link and sign up using your own email address and creating your own password. Use the offer code UKTWINKLHELPS.

Free Julia Donaldson and Axel Scheffler's Home-Learning Packs - Is your child a fan of Julia Donaldson and Axel Scheffler's wonderful picture books? Now you can download a range of home learning activity packs to complete as you read the books!
<https://resource-bank.scholastic.co.uk/content/40114>



Thursdays Phonic Task - I Spy in the rainforest...

