



## W/C 01.06.2020: Learning Project - Famous & Significant People




**Age Range:** Nursery

Hello everyone,

How did you get on with last week's project? We hope you enjoyed playing in the rainforest slime, designing your rainforest outfit and learning more about the rainforest. You can always access previous week's home learning projects on our website if you did not get chance to complete all of the activities.

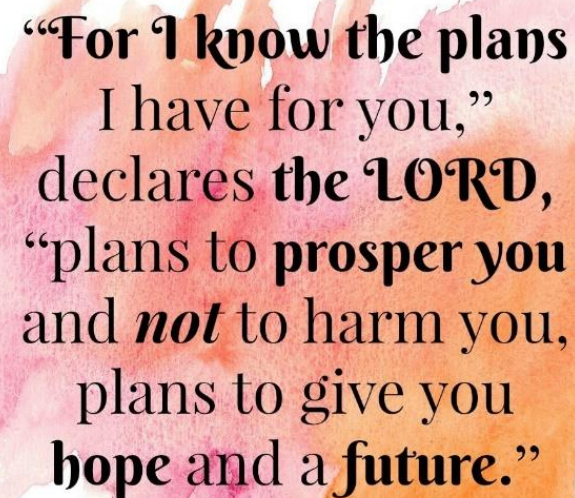
This week's learning project is focused on Famous and Significant People. We hope you enjoy the activities this week.

As always, we would love to see examples of your work; we would particularly like you to send us any tasks that we have **highlighted in blue**. You can send this work to us via:

 **@canon\_burrows**  
 **year6homework@canonburrows.co.uk**  
 **admin@canonburrows.co.uk**

Have a great week,

The Nursery Team




*Peaceful*

**“For I know the plans  
I have for you,”  
declares the LORD,  
“plans to prosper you  
and *not* to harm you,  
plans to give you  
hope and a future.”**

**~Jeremiah 29:11~**

Weekly Reading Tasks	Weekly Phonics Tasks
<p><b>Monday-</b> Ask your child to choose their favourite book and read it together. Encourage your child to think about why this is their favourite book. They might like one of the characters or maybe they find it funny. Discuss who the author is in this book and research other books they may have written.</p>	<p><b>Monday- Sound Sprint</b> - Make some sound cards (you could use paper). Place and spread them out across the floor. Ask your child to run and stand on the sound you call out. <b>CHALLENGE:</b> Say simple words as a challenge and see if your child can stand on the letter that that word begins with? Can they stand on any other letters in that word? e.g. f-o-x.</p>
<p><b>Tuesday-</b> Enjoy reading stories written by the famous author, Julia Donaldson. Can your child remember what the author's job is? You can also listen to some online if you click on the following links: <a href="#">Room on the Broom</a> / <a href="#">Gruffalo</a>.</p>	<p><b>Tuesday- Play <a href="#">Online Buried Treasure</a></b> Recap the letters 's,a,t,p, i, n' with your child. Do they remember their sounds?</p> <p>Click on the game and select phase 2. Begin on the letter 'm'. Your child should focus on recognising the letters/sounds first. Do not worry if they cannot blend the sounds together just yet! That comes with lots of practise. <b>CHALLENGE:</b> If you think it is a real word can you explain what the word means?</p>
<p><b>Wednesday-</b> Write your child's name in bubble writing and ask them to shape playdough into each of the letters. Can they read any of the letters? <b>CHALLENGE:</b> Can they complete their task with their surname too?</p>	<p><b>Wednesday-</b> Ask your child to use their phonic knowledge to hear the initial sounds in the names of the characters from the 'The Gruffalo'? E.g. f - fox, ow - owl. <b>CHALLENGE:</b> can they hear other sounds that make up the words instead?</p>
<p><b>Thursday-</b> Ask your child questions about the books that you have shared- Who are the main characters? How are the characters feeling? Who is your favourite character? Why? What did you like/dislike about this story?</p>	<p><b>Thursday- Play 'I Spy'.</b> Look around the room you are in and find an object. Say " I spy, with my little eye, something beginning with ....". Remember to use the letter sounds, not the letter names. This will help your child to hear the initial sounds in the words</p>
<p><b>Friday-</b> Making your own story. Print or draw pictures from a familiar storybook then encourage your child to make their own story or to retell their favourite story.</p>	<p><b>Friday- Sing Nursery Rhymes.</b> Use <a href="#">this link</a> to listen to some of our Nursery favourites</p>



Weekly Writing Tasks	Weekly Maths Tasks- Adding
<p><b>Monday-</b> Watch 'The Gruffalo' <a href="#">here</a>. Ask your child to draw a picture of their favourite character. Can they write words/sentences to describe their character, i.e. furry body, knobbly knees and black teeth.</p>	<p><b>Monday-</b> Practice counting on from any given number. Try to create rhythmic patterns: 1,2    3,4,    5,6    2,3,4,    5,6,7    8,9,10. Then play this online <a href="#">adding machine game</a>, add up the animals and objects.</p>
<p><b>Tuesday-</b> Ask your child to draw pictures showing what happened at the beginning, middle and the end of Room on the Broom or The Gruffalo.</p>	<p><b>Tuesday-</b> Use the <a href="#">Tens Frame</a> to add numbers together. Or, ask your child to make 10 using different objects from around the house/garden e.g. dry pasta.</p>
<p><b>Wednesday-</b> Practise your letter formation. Use this animated letter formation tool to help your child practise letter formation. Start with the letters in their name.</p>	<p><b>Wednesday-</b> Adding numbers: Watch <a href="#">Numberblocks</a> (clip 1) to support with adding. You can also click on <a href="#">clip 2</a> or <a href="#">clip 3</a>.</p>
<p><b>Thursday-</b> Ask your child to think about who they believe to be important people – such as the Queen. How would your child describe them? Why do they think they are important? Ask your child draw a picture of someone who is important to them.</p>	<p><b>Thursday-</b> How many ways can you make 5? Some examples are: 5 fingers, 5 lego pieces, 5 leaves, etc. You could even try and make 5 using different objects e.g. 2 socks and 3 t-shirts.</p>
<p><b>Friday-</b> Use the playdough from Wednesday's reading activity. Can your child make marks in the playdough? They could make, zig-zags, circles, dots, etc.</p> 	<p><b>Friday (theme)-</b> Make a pretend shop using items from the kitchen cupboard. Ask your child to pretend to be the shopkeeper and do different things such as sell the food, sort it into groups such as types of food, sizes, weights etc.</p>

## Learning Project - to be done throughout the week

The project this week aims to provide opportunities for your child to learn more about famous or significant people. Learning may focus on past or present inventors, explorers or scientists and how they influence society today.

### Make your Favourite Characters-

- Make a puppet of a famous story character. Use a toilet roll and draw, colour and stick other bits of material onto the tube to make your own character puppet. This can be a character from the Gruffalo or a character from another story written by a different famous author.
- Paint your hand and make handprints and decorate to make your very own Gruffalo.



### Can you Name the Famous Characters?


- Take part in the quiz -Who Do You Know? You will need help from your grown ups. Have a go at [Quiz 1](#) and [Quiz 2](#). Or, you could also describe famous book characters to your child and they have to guess who it is you're describing.

### Play Snake

- The Gruffalo features a snake. Click [here](#) to play snake - Use the arrows on the keyboard to move the snake around - count how many apples you can collect. Or, play a family game of Snakes and Ladders.

### Create your own Broomstick

- Create your own broomstick like the witch in 'Room on the Broom'. You could gather up sticks from the garden and tie them on to the end of a large stick using elastic bands, string or garden twine. How could you make improvements to your broom? Encourage your child to act out the story. Take a photograph of your finished broomstick and upload to Twitter at [@TheLearningProject](#).



### Visit 'The Gruffalo' website

- Listen to the Gruffalo [song](#), learn the 'Monkey Puzzle' [song](#) in makaton and dance along to the 'Gruffalo's Child' [song](#). There are also some great interactive games in the [play and explore](#) area. Colour your own Gruffalo using the paint game, create your own monster on monster maker and much more.

## STEM Learning Opportunities & sciencefromhome

### Rose Mitchtom and Margarette Steife

- Over 120 years ago two women came up with the idea to make a teddy bear. Collect all your teddy bears. Are they all the same? What do you think makes a good teddy bear? If you were going to invent a new teddy bear what would it look like?

## Additional learning resources parents may wish to engage with

And don't forget about . . .

[White Rose Maths online maths lessons](#). Watch a lesson video and complete the worksheet (can be downloaded and completed digitally).

[Numbots](#). Your child can access this programme with their school login.

[Talk for Writing Home-school Booklets](#) are an excellent resource to support your child's speaking and listening, reading and writing skills.

**Tameside Music Singing Lesson-** a Facebook live singing session every Wednesday morning at 10am with Mrs Ratcliff! All you need to do is go onto the Tameside Music Facebook page.

**Tameside Music Service** – Tameside Music Service have added some lovely songs and activities for the children to join in with. This will be updated with new resources regularly. Go to <https://www.GMmusiconline.co.uk/yumu>. Enter your username and password in the boxes on the screen. Click on the Log In button. Click on the world to get started. Your username is: p961580 Your password is: mezzo

**Tameside's Early Years' Service** – Story time, singing and other activities are being delivered via Facebook. <https://www.facebook.com/growintameside/>

**Picture News** – Each week, Picture News choose a news story, provide an image and a thought-provoking question to encourage children to engage with current affairs and think deeply. Please see the attached document on our year group home learning page titled 'Learning from Home Ideas' which will be uploaded each week. A good opportunity to think about and include our school Christian Values in responses to the learning ideas and questions.  
[www.vimeo.com/channels/picturenews](http://www.vimeo.com/channels/picturenews)

**My Happy Mind** There is a free app that you can access please register at [myhappymind.org/parents](http://myhappymind.org/parents)

**Twinkl** - To access free writing, reading and phonics resources click on the link and sign up using your own email address and creating your own password. Use the offer code UKTWINKLHELPS.

**Free Julia Donaldson and Axel Scheffler's Home-Learning Packs** - Is your child a fan of Julia Donaldson and Axel Scheffler's wonderful picture books? Now you can download a range of home learning activity packs to complete as you read the books! <https://resource-bank.scholastic.co.uk/content/40114>

**&TheLearningProjects**  
in collaboration with

