

**Age Range:** Nursery





Hi everybody, we hope you enjoyed learning all about Pentecost and Julia Donaldson last week! This week your learning project is about 'Around the world' focusing on stories, countries and cities from around the world. The learning focuses on different traditions, landmarks, food, clothing and cultures embracing the fact that we are all God's children but we are all different and unique.

We have also attached for you some lovely powerpoints to share with your child about families and animals from around the world.


There is also a lovely ebook resource to access called 'We are all different'. You can access all of these on the school website just below this week's home learning.

As always, we would love to see examples of your work. You can send this work to us via:

 @canon\_burrows  
 admin@canonburrows.co.uk

Have a great week,

The Nursery Team.

Weekly Reading Tasks	Weekly Phonics Tasks
<p><b>Monday-</b> Listen to stories from around the world - including: <a href="#">Handa's Surprise</a>, <a href="#">The Tiger's Child</a> and <a href="#">If The World Were a Village</a>.</p> 	<p><b>Monday-</b> Play a listening and attention game. Place a number of items from the story Handa's surprise (such as small world animal toys or the fruit mentioned in the story) on a tray and cover with a blanket. Ask your child to guess how many are there, then double-check by counting. Remove one of the objects. Can they say which one has been removed?</p>
<p><b>Tuesday-</b> Choose one of the above stories to share again. Ask your child to retell the story in their own words once they are familiar.</p> <p>Ask your child questions about the books that you have shared- Who are the main characters? How are the characters feeling? Who is your favourite character? Why? What did you like/dislike about this story?</p>	<p><b>Tuesday-</b> Provide a feely bag with lots of different fruit inside it and ask the children one at a time to put their hand in, choose one and tell you what they can feel. Next, ask them to close their eyes and smell it, then tell you the smell before finally looking at it and using their eyes to describe it. Introduce the fruit names and new vocabulary too.</p>
<p><b>Wednesday-</b> Discuss 'surprises' with your child. Talk about a time when they may have had a nice surprise, such as a birthday gift. Talk about how the surprise made them feel and link to the characters in the story of Handa's Surprise. Why was Akeyo surprised? Why was Handa surprised?</p>	<p><b>Wednesday- Play <a href="#">Picnic on Pluto</a></b> Recap the letters 's,a,t,p, i, n' with your child. Do they remember their sounds?</p> <p>Click on the game and select phase 2. Begin on the letter 'd'. Your child should focus on recognising the letters/sounds first. Do not worry if they cannot blend the sounds together just yet! That comes with lots of practise. <b>CHALLENGE:</b> If you think it is a real word can you explain what the word means?</p>
<p><b>Thursday-</b> Talk about the different animals in the stories and which ones are their favourite. Encourage them to talk about why they like them.</p>	<p><b>Thursday-</b> Play a game of fruit themed 'I spy' using initial letter sounds.</p>
<p><b>Friday-</b> Follow the story <a href="#">All Are Welcome Here</a> with your child. Discuss how your child's school makes everybody feel welcome.</p>	<p><b>Friday-</b> Sing some nursery rhymes together.</p>

Weekly Writing Tasks	Weekly Maths Tasks- Take Away
<p><b>Monday-</b> Encourage your child to look at the food in your kitchen and find out what countries some of it comes from. Search on a map for those countries. Help your child to trace the letter with which the name of those countries start.</p>	<p><b>Monday-</b> Use the story Handa's Surprise to discuss positional language to describe where the animals are hiding, e.g. the monkey is in the tree, the elephant is in the grass or the parrot took the passion fruit out of the basket.</p>
<p><b>Tuesday-</b> After listening to the story Handa's Surprise, ask your child to name and draw different fruits that they know. Encourage your child to write their name onto their drawing too.</p>	<p><b>Tuesday-</b> Hide soft toy or small world animals around an outside area. Encourage children to find the animals and describe where they are hiding. For example, 'The monkey is hiding in the tree,' 'The giraffe is hiding behind the slide,' or 'The ostrich is hiding under the sand tray.'</p>
<p><b>Wednesday-</b> Ask your child to play in role as Handa from Handa's Surprise. Ask them questions and they must answer as Handa e.g. 'Handa, what is your favourite fruit?' They might answer by saying 'My favourite fruit is tangerines. I was very excited to find lots of them'.</p>	<p><b>Wednesday-</b> Sort a selection of fruit by their features. E.g. into the same colour, by the way they feel, whether they like the taste of them. Can they count them when they have sorted them into piles?</p>
<p><b>Thursday-</b> Can your child can draw a picture of a suitcase and all the things they might take on holiday. Encourage your child to write their name onto to their drawing too.</p>	<p><b>Thursday (theme)-</b> Look at these pictures of <a href="#">flags from around the world</a> with your child. Can they spot any shapes in the flags and can they name them?</p>
<p><b>Friday-</b> Ask your child to pretend they are on holiday. Get them to make a postcard to send to someone at home. Ask your child to draw a picture of what they are doing on holiday. Encourage your child to write their name on their postcard too.</p>	<p><b>Friday-</b> Use the tens frames (<a href="#">here</a>) can they count to 10 using 1-1 correspondence.</p>

## Learning Project - to be done throughout the week




The project this week aims to provide opportunities for your child to learn more about countries and cities around the world. Learning may focus on different cultures and traditions, famous landmarks, food and clothing.

### Flags

- Look at flags from around the world. Discuss which are your child's favourites and why? Ask your child to design and make their own flag using 2D shapes.

### Food Tasting

- Find some different foods/fruits from around the world and taste each one. These might include: pizza (Italy), curry (India) and taco (Mexican) or the fruits from the story Handa's Surprise. Your child can create a chart putting a tick next to each food they like and a cross next to the foods they dislike over the course of the week.

Dishes from around the world.	✓ or X
 pizza	
 curry	
 Hot dog	

### Pleasing Puppets

- Make your own Handa's Surprise character puppet. Click [here](#) for more ideas.



### Toys from Around the World

- Look at this [photography](#) project of children with their toys from around the world. Discuss how life is the same and how life is different in other countries. Can your child draw their favourite toy and write a sentence explaining why this is their favourite?

### Where in the World?

- Discuss with your child where your family comes from in the world. If you have them available, show your child photographs of where you, or their grandparents, grew up. This might be similar to where they live now or completely different. Encourage your child to think about the differences between the places. Share your family photographs on Twitter at [@TheLearningProjects](#) so children can compare their own family origins with others.

## STEM Learning Opportunities & sciencefromhome

### Engineering Around the World – Bridges

- A bridge helps people move over obstacles like a river, a valley or a busy road. The world's longest bridge is in China and is 164.8km long. It would take more than two days to walk the length of this bridge. Do you have any bridges near your home? What do they look like?
- Try building a bridge out of paper, Lego or any other building materials you might have at home. Your bridge needs to be big enough for a toy car or small toy to travel over.

## Additional learning resources parents may wish to engage with

**And don't forget about . . .**

**[White Rose Maths online maths lessons](#)**. Watch a lesson video and complete the worksheet (can be downloaded and completed digitally).

**[Numbots](#)**. Your child can access this programme with their school login.

**[Talk for Writing Home-school Booklets](#)** are an excellent resource to support your child's speaking and listening, reading and writing skills.

**[Tameside Music Singing Lesson-](#)** a Facebook live singing session every Wednesday morning at 10am with Mrs Ratcliff! All you need to do is go onto the Tameside Music Facebook page.

**[Tameside Music Service](#)** – Tameside Music Service have added some lovely songs and activities for the children to join in with. This will be updated with new resources regularly. Go to <https://www.GMmusiconline.co.uk/yumu>. Enter your username and password in the boxes on the screen. Click on the Log In button. Click on the world to get started. Your username is: p961580 Your password is: mezzo

**[Tameside's Early Years' Service](#)** – Story time, singing and other activities are being delivered via Facebook. <https://www.facebook.com/growintameside/>

**[Picture News](#)** – Each week, Picture News choose a news story, provide an image and a thought-provoking question to encourage children to engage with current affairs and think deeply. Please see the attached document on our year group home learning page titled 'Learning from Home Ideas' which will be uploaded each week. A good opportunity to think about and include our school Christian Values in responses to the learning ideas and questions.  
[www.vimeo.com/channels/picturenews](http://www.vimeo.com/channels/picturenews)

**[My Happy Mind](#)** There is a free app that you can access please register at [myhappymind.org/parents](http://myhappymind.org/parents)

**[Twinkl](#)** - To access free writing, reading and phonics resources click on the link and sign up using your own email address and creating your own password. Use the offer code UKTWINKLHELPS.

**[Free Julia Donaldson and Axel Scheffler's Home-Learning Packs](#)** - Is your child a fan of Julia Donaldson and Axel Scheffler's wonderful picture books? Now you can download a range of home learning activity packs to complete as you read the books! <https://resource-bank.scholastic.co.uk/content/40114>