



Week 13 W/C 15.06.2020: Learning Project - Music

Y6 Home Learning Document

Hello everyone,

How did you get on with last week's project travelling all around the world? We hope that it made you think, especially comparing life in Manchester with a child living in South Africa. Did you learn some new facts which you could share with your friends and family? We hope that each week's project will stretch and inspire you.

You can always access previous week's home learning projects on our website if you did not get chance to complete all of the activities. All the week's learning projects are saved in the 'files to download' section at the bottom of our Year 6 web page.

This week's learning project is focused on Music. Also, check out details of this year's Summer Reading Challenge. There is a PowerPoint and a newsletter for this uploaded with this week's documents on the home learning page. We hope you enjoy the activities this week. As always, we would love to see examples of your work; we would particularly like you to send us any tasks that we have **highlighted in blue**.




Transition from Year 6 to Secondary School

Moving from Canon Burrows to your chosen Secondary school is an exciting time of change and brings lots of new opportunities and some challenges. We know you will have been starting to think about September and you may have questions about your new school and the sorts of things to expect in Year 7.

We have put together a guidance document for parents and carers that outlines what we will be doing to support you as you prepare for the transition from Year 6 to Year 7. Each week, for the next six weeks, there will be transition activities uploaded alongside your weekly home learning documents. There is more information about these documents in the 'Transition guidance for parents and carers' in the files to download section.

Please do get in touch if there are any further ways that we can support you.

You can send this work to us via:

 [@canon_burrows](https://twitter.com/canon_burrows)
 year6homework@canonburrows.co.uk
 admin@canonburrows.co.uk

Have a great week,
The Year 6 team

Week 13 Guided Reading tasks to be completed at any point during the week

Miss.Howard's group: Check your answers to Chapter 10's questions. How did you do? Read Chapter 11 carefully and answer the questions on this chapter. How many of you are enjoying J K Rowling's descriptive writing? Are you getting vivid pictures in your mind?

Miss.Clayton and Mrs.Thompson's group: Check your answers for last week's questions and answer this week's questions on chapters 31&32.

Mrs.Broomhead: Check your answers from last week on pages 20-25. This week's questions are taken from a new text: <https://freekidsbooks.org/wp-content/uploads/2019/12/FKB-Stories-Helping-hand.pdf> Please read up to and including page 5 then answer the questions uploaded on the year 6 home learning page.

Remember you can access any of the Reading activities and resources available on Oak National Academy: <https://www.thenational.academy/>

Summer Reading Challenge 2020

Summer Reading Challenge 2020 - Silly Squad!

The theme for the challenge this year is 'Silly Squad' – a celebration of funny books, happiness and laughter. The Silly Squad are a team of animal friends who love to go on adventures and get stuck in to all different kinds of funny books. It's fun, friendly and absolutely free! This year, for the first time ever, children can sign up to take part in Silly Squad online. All they have to do is read 6 books and collect rewards along the way with plenty of fun free activities to help. Children can sign up here www.sillysquad.org.uk. We would love as many of you as possible to take part in the challenge and share your participation with us on Twitter or Facebook so we can see how you are getting on. Happy Reading everyone!

A message from Tameside Libraries:

Over the years Tameside Libraries have offered an excellent 4 week programme of free fun activities over the summer holidays. Sadly that will not be possible this year. However, we will be offering a Digital Activity Programme over the summer; details of the programme and full details of the challenge can be found here www.tameside.gov.uk/libraries/src

Weekly Reading Tasks



Monday- During your daily reading, play some classical music, rock music, jazz music and pop music. Draw an emoji to represent how each music genre made you feel whilst you were reading.



Tuesday- Find the lyrics to their favourite song and create some new verses. Can you

Weekly Spelling Tasks



Monday- Pick 5 Common Exception words from the [Year 5/6 spelling list](#). Play a song and stop it at different points. When it stops, one spelling should be selected from a bag by a family member and you must spell it before the music starts again. You can also do this remotely with friends – create your own spelling bee!

Tuesday- The word **rhythm** has a silent letter - what other words can you spell which

perform the new verses to your family?	also have silent letters?
Wednesday- Click here for a reading activity about Music . Challenge yourself to read the text in 3 minutes and complete the questions.	Wednesday- Practise spellings on Spelling Frame or practise spelling words with silent letters on this game .
Thursday- You can listen or read along to the poem <i>Cat Rap</i> here . Can you write your own version using a different noisy animal?	Thursday- Using the letters C A R N I V A L , your task is to list associated adjectives or verbs that correspond with each letter.
Friday- Visit Audible and choose a book to listen to. Write a review when you have finished and share it with a friend (remotely).	Friday- Can you create a musical glossary for the following vocabulary: dynamics, structure, timbre, texture & tempo .
<p>Weekly Writing Tasks</p> 	<p>Weekly Maths Tasks- Shape and Angles</p>  <p>Year 6 Maths: BBC Bitesize has class clips to help you with measures. Please complete the worksheets uploaded in the 'files to download' section on our web page which match these lessons.</p> <p>Lesson 1: Convert metric measure (Wk8 Lesson 3 on WR click for White Rose video)</p> <p>Lesson 2: Miles and kilometres (Wk8 Lesson 4 on WR click for White Rose video)</p> <p>Lesson 3: Reading scales</p> <p>Lesson 4: Scale problems</p>
Monday- Visit the Literacy Shed for this wonderful resource on Once in a Lifetime or take part in a writing master class .	Monday- Find the missing angle in the triangles or around a point .
Tuesday- Listen to <i>A Night on Bare Mountain</i> by Modest Mussorgsky and the inspiration behind it. Create a story with the same title that could be told along with the music.	Tuesday- Draw a map from your bedroom to the kitchen. Calculate the total degrees of turn involved on the journey. You can repeat this activity for other areas in your home or for your daily walk.
Wednesday- Create an information booklet about two pieces of music you have listened to. Include information about the instruments you have heard within each piece and a brief history on the musicians.	Wednesday- Look for and collect 3D objects around the home. For the ones you have selected, name the 3D shape, list the properties (the number of edges, faces and vertices) and draw the net to match.
Thursday- Change the lyrics of your favourite song into a short story. Alternatively, you could write and perform your own song.	Thursday- Practise measuring and reading angles with a protractor with this online game .
Friday- Listen to ' Toccata and Fugue in D Minor '. Think about what the setting might be and describe the atmosphere. Create two characters and think about what could be happening. Write a short play script/ piece of dialogue between the characters that would	Friday (theme)- Create a rhythm by clapping/clicking, e.g. clap, clap, clap, click, clap, clap, clap, click etc . Predict what action you would do on the 15th beat. Can you work it out without having to do the rhythm? What about the 20th, 50th, 99th beat? Do

go with this music.

you notice any patterns?

Learning Project - to be done throughout the week

The project this week aims to provide opportunities for you to learn more about music. Learning may focus on famous musicians, listening to and performing music and exploring a range of music genres and instruments.




- **Sound Effects-** Many audio books use sound effects to enhance the retelling of books. Think about a narrative that you are currently reading or have read recently. What sound effects would enhance the retelling of the story? Source a range of props to help add sound effects and record the retelling of the story with your sound effects. Remember to tweet a video of your retelling to the school Twitter using [#TheLearningProjects](#). Make sure to ask a parent's permission first.
- **Carnival Time-** The Rio carnival is a spectacle of samba, costumes and dance and takes place every year. [Here](#) are some of the pictures from this year's parade. Research the samba inspired costumes and headdresses worn during the parades. Design, label and make your own mask or headdress taking inspiration from the research completed.
- **Expression-** [Kandinsky](#) felt that he could express emotions and music through colours and shapes within his painting. Create a piece of artwork inspired by your favourite piece of music. Listen to the music several times and feel free to draw or paint the emotion you feel at the time. Tweet us your art so that we can share it. Remember to ask a parent's permission first.
- **I'm with the Band!-** Create your own musical instrument. This could be a cereal box guitar, drums or shakers. You may even want to make a range of instruments to create a family band. Decorate your instruments to make them appealing. After this, you can research which famous musicians perform with their chosen instrument and watch videos of their performance to inspire your own!
- **Music Video Directors-** Using the song you created for your writing task this week, think about the sort of music video that you could create to go with it. You could storyboard your ideas and think about whether you need any props or even come up with a dance routine before recording it.

STEM Learning Opportunities [#sciencefromhome](#)

Making Instruments

- A kazoo is a simple wind instrument that allows the player to create sound by humming.
- You will need a cardboard tube, square of grease proof paper and an elastic band. Cover the end of the tube in paper and secure it in place using the elastic band.
- Hum a tune into the open end of the kazoo. What happens to the kazoo? What happens to the sound of your voice?
- Learn more about sound by researching how ears work and different ears are adapted to different environments. Find out why elephants have such big ears.
- For more ideas take a look at the full resources [here](#).

Additional learning resources you may wish to engage with

- [Spanish](#)- We have uploaded the home learning grid on to our website. There is one page with a number of activities for all stages of language learning. Year 6 are Stage 4. For each language learning stage, we have selected five topics from the Scheme of Work, and within each topic we have put three buttons:
 -  A is for Activity – this is the QR code sheet on which the children will have six QR codes they can scan and play games using a phone or tablet
 -  K is for Knowledge Organiser – now that the audio has been added, the children can now practise the key vocabulary and phonics for their topic and share it with their family at home.
 -  V is for Video – this is a native speaker video that the children can watch, and join in with any activities

By accessing these activities, videos and vocabulary, the children will be able to practise their language learning at home and revisit any previous topics they have covered, if they wish.

- [Picture News](#) – Each week, Picture News choose a news story, provide an image and a thought-provoking question to encourage children to engage with current affairs and think deeply. Please see the attached document on our year group home learning page titled 'Learning from Home Ideas' which will be uploaded each week. A good opportunity to think about and include our school Christian Values in responses to the learning ideas and questions.
- [BBC Bitesize](#) - Lots of videos and learning opportunities for all subjects.
- [Classroom Secrets Learning Packs](#) - Reading, writing and maths activities for different ages.
- [Twinkl](#) - Click on the link and sign up using your email address and creating a password. Use the offer code UKTWINKLHELPS.
- [Times Table Rockstars](#). Your child can access both of these programmes with their school logins. On Times Table Rockstars, children should aim to play Soundcheck for 20 minutes daily.
- IXL online. Click here for [Year 6](#). There are interactive games to play and guides for parents.
- [Mastery Mathematics Learning Packs](#). Take a look at the mastery mathematics home learning packs with a range of different activities and lessons.
- [Y6 Talk for Writing Home-school Booklets](#) are an excellent resource to support your child's speaking and listening, reading and writing skills.

The Learning Projects are based on the **National Curriculum expectations** for the key stage which your child is in.

#TheLearningProjects
in collaboration with

