



W/C 15.06.2020: Learning Project - Music

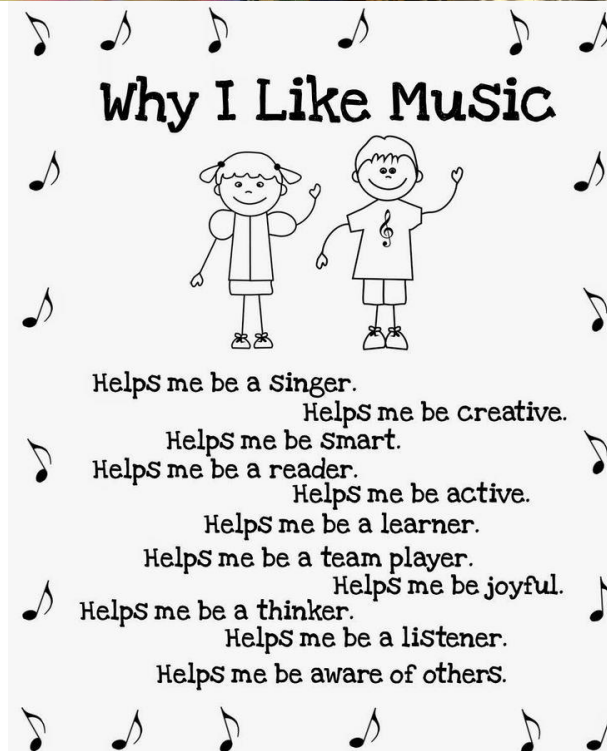
Age Range: EYFS




This week your learning project is all about Music!


Singing and music play such an important role in our daily lives at school and at home through theatre, television, movies, worship, holidays, celebrations, and ceremonies. At home, music can become part of our family cultures—a natural part of our everyday experiences. Music helps to improve our develop speech and language, listening skills, cognitive function, moderate our emotions, learn a new language, enhance our memory, keep our brains healthy and so much more!!

In Reception, we use Music to help enhance the children's learning of all subjects on a daily basis and we encourage the children to enjoy exploring songs, rhymes and instruments during their independent learning. We are missing singing songs with the children and hearing all of their lovely voices. We hope you enjoy this week's activities!



As always, we would love to see examples of your work. You can send this work to us via:

 @canon_burrows

 admin@canonburrows.co.uk

Have a great week,

The Reception Team.

The Reading Agency and Libraries Present

THE READING AGENCY

#SILLYSQUAD2020

SUMMER READING CHALLENGE

SILLY SQUAD

Summer Reading Challenge 2020

sillysquad.org.uk

TAMESIDE LIBRARIES

Tameside READING

@tmbsc_culture

Tameside Libraries

The theme for the Summer Reading Challenge 2020 is Silly Squad, a celebration of funny books, happiness and laughter.

The aim is to encourage children to read whatever makes them happy, get silly and have fun!

This year for the very first time, children can sign up to a digital challenge www.sillysquad.org.uk

All they have to do is read any 6 books and collect rewards along the way. We have lots of silly eBook titles that you can borrow for free with your library card. See <https://www.tameside.gov.uk/libraries/ebooks> for full details of eReading with BorrowBox.

If they aren't a member yet it's free to [join the library online](#).

For more details go to: www.tameside.gov.uk/libraries/src

Illustrations © Laura Ellen Anderson 2020.



Summer Reading Challenge 2020 - Silly Squad!

The theme for the challenge this year is 'Silly Squad' – a celebration of funny books, happiness and laughter. The Silly Squad are a team of animal friends who love to go on adventures and get stuck in to all different kinds of funny books. It's fun, friendly and absolutely free! This year, for the first time ever, children can sign up to take part in Silly Squad online. All they have to do is read 6 books and collect rewards along the way with plenty of fun free activities to help. Children can sign up here www.sillysquad.org.uk. We would love as many of you as possible to take part in the challenge and share your participation with us on Twitter or Facebook so we can see how you are getting on. Happy Reading everyone!

A message from Tameside Libraries:

Over the years Tameside Libraries have offered an excellent 4 week programme of free fun activities over the summer holidays. Sadly that will not be possible this year. However, we will be offering a Digital Activity Programme over the summer; details of the programme and full details of the challenge can be found here www.tameside.gov.uk/libraries/src

Weekly Reading Tasks	Weekly Phonics Tasks
Monday- Story sound effects- Read a story together and add in your own musical sound effects e.g. make swishy swashy sounds with fabric to go with 'We're Going on a Bear Hunt'. You can repeat this with as many stories as you like!	Monday- Play Odd Sound Out . You could play a practical version of this using objects from around the house. Can your child identify which object doesn't begin with the same sound?
Tuesday- Read together the story of Mr Big . Discuss with your child how Mr Big felt when the other animals didn't want to be around him.	Tuesday- Choose a letter of the alphabet. How many instruments or sounds can your child name that begin with that sound?
Wednesday- Read and sing a variety of nursery rhymes with your child. Which one is their favourite? Do any of the rhymes have the same rhythm?	Wednesday- Play Online Buried Treasure - Click on the sounds your child is learning. Can your child explain what the real word means?
Thursday- Have a look at some of the different ways music is played. Are there CD's, vinyl records, tapes in the loft that you could show your child? Look at the writing on each and talk about how this gives people information about the music.	Thursday- Ask your child to find a stick from the garden and explore making music around the house by tapping, hitting and scraping. You could ask them to make loud sounds, quiet sounds, sounds that are short and long.
Friday- Have a look at and explore musical notes. Talk about how people read the different notes to play different musical instruments. Talk about the different instruments people can play. Which instrument would you like to be able to play?	Friday- Play Washing Line Phonics- Peg along a washing line, or clothes airer, a number of different readable words. Give your child a simple sentence and ask them to rearrange the words to make that sentence. Simplify to sounds if needed.
Weekly Writing Tasks	Weekly Maths Tasks- Shape
Monday- Ask your child to think about how some musical instruments are played, for example bang a drum, tap a tambourine, shake the maracas. Can they write the phrases using their phonics knowledge?	Monday- Take your child on a shape hunt. Look around the house and garden for different objects that have: <u>2D shapes</u> – circle, square, triangle, rectangle (oblong) <u>3D shapes</u> – sphere, cube, cuboid, cylinder, pyramid.
Tuesday- Write an invitation to your own Family Music Show for a family member. They could watch the show on a video call.	Tuesday- Sing these shape songs together: 2D shape song and the 3D shape song . Then play the Turtle Diary online game.
Wednesday- Your child can draw a picture of the events from their favourite Nursery rhyme. CHALLENGE: Ask your child to write out the words to a part of the song or the song title.	Wednesday- Can your child draw around objects to create 2D shapes? Ask your child to name the shapes they have drawn. Can they cut the shapes out to make a 2D shape picture i.e. a house, rocket, robot?
Thursday- Ask your child to sing their favourite nursery rhyme. As they sing each line of the song, they can draw small pictures to help them remember the song.	Thursday (theme)- Make a clap beat for your child, can they repeat the clapping sequence? Can they make their own for you to follow?
Friday- Listen to a piece of classical music of your choice. Ask your child to draw/ paint along to the music. How does the music make them feel? CHALLENGE: Can they write onto their picture how it made them feel?	Friday- Find and talk about recycled 3D shape objects e.g. boxes, bottles, tubes, Do they roll? Can you build the shapes on top of each other to make a tower? Can you see any 2D shapes?

Learning Project - to be done throughout the week

The project this week aims to provide opportunities for your child to learn more about music. Learning may focus on famous musicians, listening to and

performing music and exploring a range of music genres and instruments.

Drummers Drumming

- Using pots, pans and baking trays from the kitchen lay out your own 'drum kit'. Allow your child to explore by banging and tapping the pans to see the different sounds they make. Extend this activity by tapping out a rhythm and asking your child to listen to it then repeat it. You could make this more difficult by adding in a blindfold so they have to rely on the sound to identify which pot or pan they need to hit to copy.



Make your own Music

- Your child could create a guitar using a plastic tub with elastic bands wrapped around it. Post a picture of your musical instrument on Twitter at [#TheLearningProjects](#). Can your child draw instructions on how to make a guitar for somebody else to follow?

Play 'What's that Sound?'

- **Game 1-** Hum a song to your child that they are likely to know. Can they guess which song it is from the tune alone? Take it in turns to hum out a tune.
- **Game 2-** Go into a room of the house while your child listens outside of the door. Make a sound or play a rhythm out on an item in the room e.g. tapping on the table. Open the door and ask your child to find what you used to make the sound.

A Family Music Show

- Ask each member of the family to prepare a song and then put on a singing performance. You could select someone to be the judge or ask a family member to watch on a video call and decide on the winner. Don't forget to send the invite first (see writing task).

Discovering Different Eras

1920's	1930's	1940's	1950's	1960's	1970's	1980's	1990's
------------------------	------------------------	------------------------	------------------------	------------------------	------------------------	------------------------	------------------------

- Click on the links above and listen to a sample. Which era did your child find most enjoyable to listen to? Can they dance in the same style?

STEM Learning Opportunities [#sciencefromhome](#)

Making Instruments – Make Sound Shakers

- Collect some different containers with lids, make sure you cannot see through them. The small plastic containers from inside chocolate eggs work really well. Put different materials in the containers. (Stones, rice, sugar, paper clips etc.)
- How many shakers can you make? Do they all sound the same? Can you make a shaker that is difficult to recognise? Can you make loud and quiet sounds with them?
- For more ideas take a look at the full resources [here](#).

Additional learning resources parents may wish to engage with

And don't forget about . . .

- ☐ Continue to use **Oxford Owls** to access lots of reading books so you can read daily.
- ☐ Visit **the Oak Academy** for lots of lessons.
- ☐ **White Rose Maths** online maths lessons. Watch a lesson video and complete the worksheet (can be downloaded and completed digitally).
- ☐ **Numbots**. Your child can access this programme with their school login.
- ☐ IXL- Click here for **Reception**. There are interactive games to play and guides for parents.
- ☐ **Twinkl** - Click on the link and sign up using your email address and creating a password. Use the offer code UKTWINKLHELPS.

- ☐ **Tameside Music Service** - a Facebook lives singing session **every Wednesday morning at 10am**. It is pitched at EYFS children but probably suitable for year 1's as well. All you need to do is go onto the Tameside Music Facebook page.
- ☐ **Tameside Music Service** – Go to **<https://www.GMmusiconline.co.uk/yumu>** Your username is: p961580 . Your password is: mezzo Click on the Log In button. Click on the world to get started.
- ☐ **Tameside's Early Years' Service** sessions are being delivered via Facebook.
<https://www.facebook.com/growintameside/> This might be of interest to some of you. The team are delivering story time, singing and other activities