



W/C 22.06.2020: Learning Project - Space

Age Range: Year 2

Please don't forget to send some of your child's learning to our [padlet page](#), our twitter page [@canonburrows](#), our new facebook page Canon Burrows CofE or to admin@canonburrows.co.uk. We can't wait to see your learning!

Summer Reading Challenge!

Summer Reading Challenge 2020 - Silly Squad!

The theme for the challenge this year is 'Silly Squad' – a celebration of funny books, happiness and laughter. The Silly Squad are a team of animal friends who love to go on adventures and get stuck in to all different kinds of funny books. It's fun, friendly and absolutely free! This year, for the first time ever, children can sign up to take part in Silly Squad online. All they have to do is read 6 books and collect rewards along the way with plenty of fun free activities to help. Children can sign up here www.sillysquad.org.uk. We would love as many of you as possible to take part in the challenge and share your participation with us on Twitter or Facebook so we can see how you are getting on. Happy Reading everyone!

A message from Tameside Libraries:

Over the years Tameside Libraries have offered an excellent 4 week programme of free fun activities over the summer holidays. Sadly that will not be possible this year. However, we will be offering a Digital Activity Programme over the summer; details of the programme and full details of the challenge can be found here www.tameside.gov.uk/libraries/src

Weekly Reading Tasks

**Please see the reading PDF document for week 14.
This will give you the weekly layout for you to follow with your child.**

Extra weekly fun reading activities:

Ask your child to select a book and imagine they are reading it in space. Try reading it with a flashlight just before bedtime.

Ask your child to listen to [Look Up!](#) read by the author and then take part in a drawing session with the book's illustrator.

Weekly Phonics Tasks

Monday- The word 'space' contains the sound 'a-e'. Ask your child to list as many words as they can containing the 'a-e' sound. Your child might identify words that contain an alternative spelling for 'a-e' such as **ai/ay/a**.

Tuesday- 'there', 'move', 'climb', 'fast' and 'behind' are some of the words that children in KS1 need to be able to spell. Can your child use these to write sentences about a rocket travelling into space?

Wednesday- Look at the words: **want, wash, wasp, wand, swallow, squash,**

Take a look at these [facts about space](#) and read them together. Planets on [Oxford Owl](#) has further facts. Does your child have any further questions about space that you could investigate?

Ask your child to list any space related words from the books they have read or listened to this week. Can they write the meanings of each word?

Listen to Beegu [here](#). Can your child write a character description about Beegu? Encourage them to reference events from the story.

swap, squad, swamp, watch. Ask your children to sound talk the words and identify how the letter **a** should be pronounced in each of these words (/o/). Explain that when /w/ comes before vowels it can affect the pronunciation of the vowel.

Thursday- Write the names of the planets on separate pieces of paper and practise reading them. Can your child order them alphabetically?

Friday- Play the online game '[Yes/No Yeti](#)' or the '[Suffix Factory](#)'. Can your child list words that end in the suffixes: ing, en, ly?

Weekly Writing Tasks

For the writing activities this week your child will need to have read the following story which can be accessed through the you tube link here. Your child will be familiar with this story because we have looked at it together earlier on in the year. Man on the Moon - a day in the life of Bob.
<https://www.youtube.com/watch?v=Rt5zQ1UO6rE>

Monday- Ask your child to design their own rocket and create a bank of adjectives to describe it and verbs to describe how it moves.
They could use inspiration from the book they have read and go on a verb and adjective hunt looking for the words in the book.
Before your child starts this ask them - what is an adjective? (It is a describing word.)
- What is a verb? (A doing word.)
They could also use the following links from BBC bitesize and watch videos that will explain what a verb and adjective is.

<https://www.bbc.co.uk/bitesize/topics/zrqqtfr/articles/zy2r6yc>
<https://www.bbc.co.uk/bitesize/topics/zrqqtfr/articles/zpxhdxs>

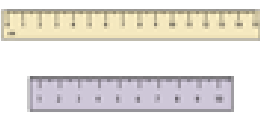


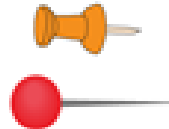
Tuesday- Now that they have designed their rocket, ask your child to create an advertisement of the rocket launch. How much will it cost? What time will it launch? Is there anything else on offer? **Tell your child to think about the activities that Bob**

Weekly Maths Tasks- Length and Height

<https://www.bbc.co.uk/bitesize/articles/zf4vbdm>
Get your child to watch the above lesson and length and height- this will equip them with they key vocabulary and knowledge they need for this learning.

Monday- Ask your child to find a book in your house. Can they find three items which are longer than the book and three items which are shorter? Order the items from longest to shortest. Measure the items to work out the difference in lengths.

CHALLENGE: We would love to see this activity once you have completed it. Please send it through to either our padlet, email, twitter or facebook!

<p>1. Which is longer?</p> 	<p>2. Which is shorter?</p> 
<p>3. Which is shorter?</p> 	<p>4. Which is longer?</p> 

Tuesday- Can your child write down the name of each family in order from tallest to shortest.
Is the tallest person the oldest person or not? Discuss why this might not be true. They

<p>does when he goes to the moon, can they think of other activities that could happen when the rocket launches and reaches Space?</p>	<p>could measure family members using a measuring tape.</p>
<p>Wednesday- Now that your child has designed their own rocket and has many adjectives and verbs to describe it get them to write their own description of their rocket. Can your child include all of this checklist in their writing:</p> <ul style="list-style-type: none"> - capital letters and full stops - exciting adjectives and verbs - a range of sentences including a question sentence of exclamation sentence. (Have you ever seen the most breath-taking rocket in the world? What a fantastic rocket it is!) - a range of coordinating conjunctions: and, yet, but, or, so. - Include a sentence with because in. <p>CHALLENGE: We would love to see this piece of work once you have completed it. Please send it in to our padlet, email, facebook or twitter page!</p>	<p>Wednesday- Play level 1 of this game to practise measuring things with a ruler. Write handy hints for using a ruler e.g. start at 0.</p> <p>Your child could then use the sheet - using a ruler - on the home learning page to practise measuring with a ruler.</p>
<p>Thursday- Encourage your child to research facts about a planet and then create a fact file about their chosen planet. This could be Earth.</p>	<p>Thursday- Look outside, in your garden or on your walk, can your child find things that are taller than they are and things that are shorter than they are?</p>
<p>Friday- Watch the Disney short “La Luna” here. Ask your child to write a short diary entry about the star crashing into the moon.</p>	<p>Friday (theme)- Can your child design a logo for their rocket? They must include the following 2D shapes: rectangle, triangle, hexagon and heptagon.</p>

Learning Project - to be done throughout the week

The project this week aims to provide opportunities for your child to learn more about space. Learning may focus on our Solar System, the Sun and the Moon. It could look at life in outer space from the view of an astronaut and travelling through space.

- **Our Solar System-** Encourage your child to think about what they already know about space and create a mind map. Can they name the planets in our solar system? Use [the Solar System Song](#) to create a diagram showing the order of the planets. Or make real ones using balloons and paper mache.
- **Astronaut Aerobics-** Astronauts have to be fit and agile for their missions into space. Ask your child to design a home workout and put your agility to the test! You could even use [Mr Garcia's](#) video to help. Then, your child can plan a day of healthy eating for the aspiring astronauts thinking carefully about each food group.
- **What are Day and Night?-** Share the video of [day and night](#) with your child. Watch the video and then create a poster about day and night explaining why we have day and night. Play the quiz and see how many answers you can get right!
- **Rocket Creation-** As part of their writing tasks, your child has designed a rocket. Ask your child to create their rocket using objects they can find in the home such as cardboard boxes, newspapers and tin foil. Can they write a set of instructions to share with a family member or friend? Share on Twitter at [TheLearningProjects](#).

- **Is There Anything out There?- Tim Peake** is a famous British astronaut. Ask your child to record the questions they would ask him if they could interview him. Can they answer the questions in role as him? Why not task them with designing a new space suit for him? What would make a good space suit?

STEM Learning Opportunities & sciencefromhome

Mission X – Astro Food

- Collect a variety of plant foods from home or download the cards from [this](#) resource.
- Group the food/cards e.g. fruits, seeds, vegetables. Which parts are edible?
- Sign up and access all of the Mission X resources [here](#).

Additional learning resources parents may wish to engage with

- Further activities at [Nasa for Kids](#).
- [White Rose Maths](#) online maths lessons. Watch a lesson video and complete the worksheet (can be downloaded and completed digitally).
- [Numbots](#). Your child can access this programme with their school login. Your child also has access and a login to TTROCKSTARS.
- IXL- Click here for [Year 1](#) or here for [Year 2](#) . There are interactive games to play and guides for parents.
- [Mastery Mathematics Learning Packs](#) Learning packs with different activities and lessons. Includes notes on how to do these activities with your children.
- [Y1 Talk for Writing Home-school Booklets](#) and [Y2](#) are an excellent resource to support your child's speaking and listening, reading and writing skills.

The Learning Projects are based on the **National Curriculum expectations** for the key stage which your child is in. It may be that your child finds the tasks set within the Learning Project for their year group too simple. If this is the case, then we suggest that your child accesses the Learning Projects which are set for the key stage above. Equally, if the projects are too challenging, then we advise that your child accesses the projects for the key stage below.

&TheLearningProjects in collaboration with

