

Tameside Cultural Service

'Wild places:' FAMILY JOHN MUIR AWARD

Is your family interested in discovering nature, exploring outdoors and helping wildlife?

Tameside Culture are launching an exciting new initiative for children and families across the borough.

We are introducing '**wild places:**' a family John Muir Award—a prestigious, nationally recognised Award scheme designed for children of all ages and abilities to take part in as part of a family group.

**The project runs until 28th August 2020
So there is plenty of time to complete your challenges.**

JOHN
MUIR
AWARD

wild places:
DISCOVER
EXPLORE
CONSERVE
SHARE

The Award scheme is all about discovering, exploring and helping to conserve wild places and then sharing your experiences.

There are certificates for those completing the award and the challenges can link to school curriculum topics - so a great way to get in a bit of home learning !

culture

Tameside

Providers of the JOHN MUIR AWARD



What is the Award?

JOHN MUIR AWARD

wild places:
**DISCOVER
EXPLORE
CONSERVE
SHARE**


We have created a Family Award that welcomes involvement by people of all ages, including younger children, as part of a family group. We encourage adults to get involved too. There is no upper age limit and participation is free.

There are 4 challenges to complete to gain the award as a family: Discover, Explore, Conserve, Share -and over the following pages you will find ideas of how to complete the challenges.

There is a minimum time commitment of 25 hours for the award, but that can be spent both outdoors and inside and the project runs until 28 August 2020– so plenty of time for some great activities.

When you have completed all 4 challenges let us know and send us photos or write and tell us what you did.

We'll arrange for your certificates and then celebrate! Children may want to show them at school or you can post your achievement on social media.



Who was John Muir?

John Muir (1838–1914) urged everyone to 'do something for wildness and make the mountains glad.' He's considered to be the founder of the modern world conservation movement. Born in Dunbar in East Lothian, Scotland, he developed an early awareness of the value of wild nature. He achieved fame as a botanist, geologist and glaciologist, and pioneered what is now known as ecology. During his explorations of the High Sierra and Alaska (1870 – 1890), Muir became aware of the threats to such wild places, and called for their conservation. Muir helped set up the Sierra Club which today is one of the leading environmental campaigning organisations in the world.

The John Muir Award plays a key part by inspiring people to raise awareness of the value of wild places and encouraging them to take responsibility and care for them.

How do we start?

First register your interest.

Take a look at the 4 challenges and think about where and how you will complete them and if you are 'up for the challenge' then let us know by e mailing us here at Tameside Culture to register your family for the Award.

events@tameside.gov.uk



Challenge 1

Discover your wild place

Spend some time in your chosen wild place and show us why it's special.



Your challenge is to Create a map of your 'Wild Place'

This can be a coloured drawing, a sketch of what the area looks like with features added. Maybe you can build a Lego or Minecraft model or create it in miniature with moss and natural materials - How about a photo record, or a video virtual tour. Each child may want to do something different! A joint effort or individual, it's up to you. **Here are a few ideas.**

Remember—you may need to visit your wild place a few times and let us know why it is special to you.

JOHN
MUIR
AWARD

wild places:
DISCOVER
EXPLORE
CONSERVE
SHARE

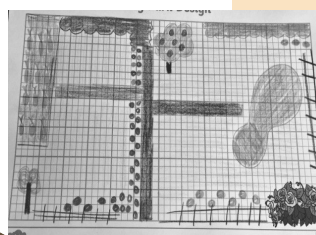

Why not start an online family blog to record your activities!

In to Minecraft?

Why not create a virtual landscape



You can write about your wild place in a nature notebook.



It can be as simple or detailed as you want.

How about adding a sound map? And record the wild noises.



You can make a mini version with twigs and grass and leaves

culture
Tameside



Challenge 2

Explore your wild place

Now you have chosen your wild place and told us a bit about it, let's explore it. Visit your **wild place**: at different times of day, find out its secrets.



Your challenge is to Record the plants and living things in your 'wild place'

What can you hear? What can you see? See if you can identify the different plants, animals and birds. Go on a bug hunt or tree ID walk. Draw or photograph the different flowers, trees, leaves, and animals that you see in your wild place. Keep a wild notebook - you can make your own nature notebook or create an online version. It could be a big poster of all the living things in your wild place, or a booklet filled with drawings and written notes.

It's up to you!

JOHN
MUIR
AWARD

wild places:
DISCOVER
EXPLORE
CONSERVE
SHARE



There are some great FREE Nature ID apps around.



Count
wildlife

Get ideas from other
nature notebooks.



Go on a
bug hunt or
pond dip.



Create some
wild art!

Take notes, samples
sketches, leaf prints
etc while you are
out to put in your
nature journal.



There are some great ID
sheets available from
the Woodland Trust

culture
Tameside



Challenge 3

Conserve your wild place

Here's where you can do something to help your wild place.
Make a difference, put something back



Your challenge is to Do something to help your wild place.

Maybe you can build a bug hotel for the garden. Create a habitat pile, a hedgehog home, a bird feeder, maybe you can plant some wildflower seeds, draw a poster about taking litter home, a trail for others to enjoy the area,

Start a campaign to save and help wildlife, create a little pond in your garden or a wild area and clean up your local chosen area. make a video to show people how amazing it is.

Show us what you have created.

**JOHN
MUIR
AWARD**

wild places:
**DISCOVER
EXPLORE
CONSERVE
SHARE**

Make a bird or
bug box to
help wildlife



Grow or plant
wildflower
seeds

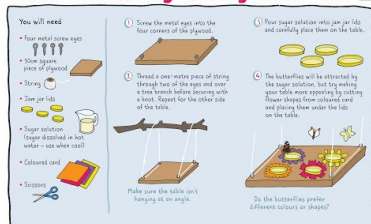


**HELP A HEDGEHOG TO
STAY SAFE IN WINTER**



Create a poster
to let everyone
know how
special your
Wild place is.

Make a butterfly feeding table



Bird Feeding Table

Post your
Ideas on social
media

culture
Tameside



Challenge 4

Share your experiences

Let people know what you have done.



Your challenge is to Share your experience

Tell others about what you've done – experiences, achievements, feelings, what's been learned. Celebrate!

Why not share your photos of your wild place with us.

You might: Write and share a poem, Make a film, podcast or a sound diary.

Keep a personal or group diary, do some drama or poetry, or create some environmental art.

Lead a guided walk for the family around your wild place or create a newsletter and share on social media.



Share your experience with us.

Send us your photos: events@tameside.gov.uk

Facebook : **Tameside libraries and culture**

Twitter: **@tmbc_culture**

JOHN
MUIR
AWARD

wild places:
DISCOVER
EXPLORE
CONSERVE
SHARE

Why not take your friends and family on a virtual walk around your 'Wild Place' and create a video!



culture
Tameside



And finally!

Some great information and ideas from The John Muir Trust



Introducing the Award: An animation designed to introduce the Award <https://www.youtube.com/watch?v=93D1EVw5INU>

10 simple ideas for learning about John Muir: <https://www.johnmuirtrust.org/about/resources/1913-be-inspired-by-john-muir-10-of-our-favourite-activities>

You may also like to try some of the activities from [Mission: Explore John Muir](#),

Now you can request your Certificate.

Just e-mail us at events@tameside.gov.uk

let us know that you have completed your challenges (and maybe send us a few pics of your experiences) and we will organise your certificates. Remember you have until 28th August 2020 to complete the challenges .

culture
Tameside

**JOHN
MUIR
AWARD**

wild places:
**DISCOVER
EXPLORE
CONSERVE
SHARE**

Check out and download New Family Activity Trails

Now that we can spend more time in Tameside's countryside, we have created some great new activity trails for families in our parks and greenspaces.

Download your local trail at:
www.tameside.gov.uk/outdooractivities

