



Week 16 W.C 06.07.2020: Learning Project - Sport

Y6 Home Learning Document

Hello everyone,

How did you get on with last week's home learning on Transport! We hope that you enjoyed learning about the ways humans have discovered to move around. Did it make you think how transport in the future may change? [Have a look at Tesla's truck design.](#)




Remember that you can always access previous week's home learning projects on our website if you did not get chance to complete all of the activities.

All the week's learning projects are saved in the 'files to download' section at the bottom of our Year 6 web page.

This week's learning project is focused on Sport. We hope you enjoy the activities this week and get outside for some sporting exercise!

As always, we would love to see examples of your work; we would particularly like you to send us any tasks that we have **highlighted in blue.**

You can send this work to us via:

 [@canon_burrows](#)
 year6homework@canonburrows.co.uk
 admin@canonburrows.co.uk

Remind your parents to use the school [Twitter](#) account and school [Facebook](#) page too!

Have a great week,

The Year 6 team

Important information:

Year 6 leavers autograph books

As a reminder of all the amazing memories you have created during your time at Canon Burrows, we have an autograph book for each of you that your friends and teachers will sign. These autograph books are currently in school, so as part of your home learning this week, we would like you to write a comment for each of your class (it would be lovely if you wanted to write a comment for the whole year group). There are 30 children in each class so if you wrote a comment for everyone in the year group then that would be 59 comments. You might want to write about a memory you share, something you admire about the person or a message of good luck for their time at High School. Your choice!

Please write each comment on a piece of paper (any colour) that is this size:



Please put all of your comments into an envelope and return it to the 'Year 6 autograph' collection box, which will be with Mrs.Dhoot who is running the book collection in front of the black entrance gates, at any one of the following times:

Monday 9.30am – 11.45am

Tuesday 9.30am – 11.45am

Wednesday 9.30am – 11.45am

Thursday 9.30am – 10.30am

Please **do not** take your envelope to the school office as they will be unable to take it from you.

Please try and return your envelope of autographs to school by **Thursday 16th July** at the latest.

If you are unable to make any of the above time slots, please get in touch via year6homework@canonburrows.co.uk and we will do our best to find an alternative time for you.

Here are the names of all the children in Year 6 to help you with this task:

<u>6SH</u>	<u>6KC:</u>
Ellis B	Ava
Ebony	Lily
Bobby	Sam C
Omera	Isla
Freddie C	Molly
Olivia C	Lewis
Erin	Ben
Joshua	Cody
Bethany	Freddy G
Felicity	Liam
Joshua H	Evie
Jessica H	Henry
Eva	James
Sam J	Grace
Martin	Gracie-Mae
Damon	Miles
Mohammad	Laaibah
Ismaeel	Scarlett
Ayaan M	Leah
Aariz	Harry
Ayaan N	Isabelle
Oliver	Jessica R
Yash	Ellis S
Indiya	Charlie Str
Violet	Yusuf
Eddie	Olivia T
Charlie Sc	Aaliyah
Ella	Drew
Leo	Emily
Alice	Summer

Week 16 Guided Reading task to be completed at any point during the week

Well done on completing the guided learning tasks so far. This week we would like you to spend some time finishing the books you have been working on, be that Harry Potter, Helping Hand, or There's a Boy in the Girl's Bathroom. Enjoy reading it out loud, to yourself or to a family member.

This week's guided reading task is based on the incredible Charles Darwin – which you will find on the second text of the document. If you want to watch more information about him, [this video is informative.](#)

Remember you can access any of the reading activities and resources available on Oak National Academy: <https://www.thenational.academy/>

Weekly Reading Tasks



Monday- Read the sports pages of a newspaper and consider the language used. You could add interesting language to a sports' word bank. [You can find some online articles here.](#)


Tuesday- [Here](#) is a reading comprehension activity about circus performers. Read the text in under 3 minutes and complete the questions.

Wednesday- Listen to and read along with [Arundel Swimming Pool](#). Then, summarise each verse using one word only.

Thursday- Listen to a free age-appropriate audiobook [here](#), choose a book from [Oxford Owl](#) or continue with your own choice chapter book.

Friday- Consider the actions of a character in a book you've recently read. Do you agree or disagree with the actions? Verbally give reasons for your opinions and justify them using evidence from the text. You could also film or record yourself doing this and send it to us.

Weekly Writing Tasks



Monday- Visit the Literacy Shed for this wonderful resource on [The Catch](#). Or create a short victory story about a character succeeding.

Tuesday- Task yourself to writing two newspaper articles on a sport of your choice, one

Weekly Spelling Tasks



Monday- Can you list sport related noun phrases and verbs that correspond with each letter of the alphabet? This will support your writing tasks.


Tuesday- Can you complete [this word search](#) which focuses on words ending in **-cial** or **-tial**? Can you find the meanings of these words too?

Wednesday- Create your own sporting wordsearch. This could include the names of athletes, sports or sporting equipment. [You can print a template here.](#)

Thursday- Can you unscramble these sporting words: **queenmipt, poicmlys, tannidmob, cagminssty & pochmashpini.**

Friday- Pick 5 Common Exception words from the [Year 5/6 spelling list](#). Challenge yourself to spell them as you throw a ball to a family member or up in the air to yourself. Every time the ball is thrown the next letter must be said.

Weekly Maths Tasks- Position and Direction



You will find some extra maths challenges uploaded on the year 6 home-learning page. Please try and complete them during the week if you want to challenge yourself.

Monday- Watch this [video](#) to understand the difference between reflection, translation and rotation.

Tuesday- Place several household objects on the ground indoors or in the garden spaced

reporting on an event and the other reporting 'behind the scenes'. Pay attention to the different language that will be used in each. You may find a report on here useful to look at . Can you include direct speech from 'interviews'? You could present this on Word or Google Docs if you have access to a PC.	apart. Ask a family member to blindfold you using a scarf and using the positional language, such as turn left, right, forwards,, clockwise etc, give you instructions to lead you to the items. They could say something like: "Turn 90 degrees left, move forwards 3 spaces." Can you follow the given instructions to find the object?
Wednesday- Choose a sport's person you admire. Then, create a biography which tells the story of their life in chronological order. A list of famous sport's people can be found here .	Wednesday- Using this online resource , make a pattern and then reflect it. Or try this activity that allows reflecting, translating and rotating practice.
Thursday- Choose a sport which is popular in another country and write an information report, giving key details about the sport and its history.	Thursday (theme)- Look at the picture of the sports equipment . How many different ways can they classify/sort the PE equipment?
Friday- Can you create a persuasive leaflet for a new school sports club? You should use persuasive language including modal verbs (e.g. will, should) and adverbs of possibility (certainly, probably).	Friday (theme)- Play catch. Each time the ball is caught, count up in a particular multiple (this could be any number between 2 and 100). If the ball is dropped, start again. It can be made harder by spacing out or by giving a higher target number.

Learning Project - to be done throughout the week

The project this week aims to provide opportunities for you to learn more about sports and games. Learning may focus on the history of sport, sporting-heroes, physical challenges and performance.




- **Sport Genius-** Research about [sporting history](#) and see how many different [facts](#) you can find out about sports from the past. Create your own sporting trivia quiz which you can test out on members of the household. Or place different sporting events from the last 100 years onto a timeline.
- **Sporting Heroes-** Select your favourite sporting star. You can then draw a portrait of them in the style of the famous pop artist [Roy Lichtenstein](#) using felt tip pens or paint. Share your creation on the school Twitter using [#TheLearningProjects](#).
- **Name that Sport -** Create an [orienteering map](#) of your home/garden. At each location you will need to create a question relating to a sport e.g. Which sport has the most rules? The answers can then be recorded on an orienteering sheet. Can you create an answer that begins with the letter of the next location? Test it out on a family member.
- **Beat It!-** Begin by measuring your resting heart rate by counting how many beats in a minute. Then, carry out an exercise e.g. running, skipping, star jumps etc. for 3 minutes. Once you have completed this you are to carry out a recovery activity e.g. walking or sitting and see how long it takes for your heart rate to go back to normal. Repeat this with different recovery exercises to see which is the most effective at getting your [heart rate](#) back to normal the quickest. [Can you create a way of showing your results?](#)
- **Anyone Can Be a Champion!-** This activity is all about exploring the diversity of sport. Research the history of the [Paralympics](#) . Discuss why we have the Paralympics. Then, create a poster which presents the importance of the Paralympics and the range of different sports there are.

STEM Learning Opportunities #sciencefromhome

Heart Beaters

- Can you tickle yourself? How many litres of blood do you have in your body? How many times does your heart beat in a day? Test your family with a body trivia quiz. Create your own cards or download the trade cards from the year 6 home learning page. You will need a parent to login if you wish to download the complete resource: <https://bit.ly/3a9VtTU>

Additional learning resources parents may wish to engage with

- **Spanish-** We have uploaded the home learning grid on to our website. There is one page with a number of activities for all stages of language learning. Year 6 are Stage 4. For each language learning stage, we have selected five topics from the Scheme of Work, and within each topic we have put three buttons:
 -  A is for Activity – this is the QR code sheet on which the children will have six QR codes they can scan and play games using a phone or tablet.
 -  K is for Knowledge Organiser – now that the audio has been added, the children can now practise the key vocabulary and phonics for their topic and share it with their family at home.
 -  V is for Video – this is a native speaker video that the children can watch, and join in with any activities.

By accessing these activities, videos and vocabulary, the children will be able to practise their language learning at home and revisit any previous topics they have covered, if they wish.
- **Picture News** – Each week, Picture News choose a news story, provide an image and a thought-provoking question to encourage children to engage with current affairs and think deeply. Please see the attached document on our year group home learning page titled ‘Learning from Home Ideas’ which will be uploaded each week. A good opportunity to think about and include our school Christian Values in responses to the learning ideas and questions.
- **BBC Bitesize** - Lots of videos and learning opportunities for all subjects.
- **Classroom Secrets Learning Packs** - Reading, writing and maths activities for different ages.
- **Times Table Rockstars**. Your child can access this programme with their school login. On Times Table Rockstars, children should aim to play Soundcheck for 20 minutes daily.
- IXL online. Click here for **Year 6**. There are interactive games to play and guides for parents.
- **Mastery Mathematics Learning Packs**. Take a look at the mastery mathematics home learning packs with a range of different activities and lessons.
- **Y6 Talk for Writing Home-school Booklets** are an excellent resource to support your child’s speaking and listening, reading and writing skills.

The Learning Projects are based on the **National Curriculum expectations** for the key stage which your child is in.

#TheLearningProjects
in collaboration with

